

# Sage High Quality High Yield Fixed Income Strategy

---

May 2026

Sage Advisory Services  
5900 Southwest Parkway  
Building 1, Suite 100  
Austin, Texas 78735

**SAGE** | INVEST WITH WISDOM™

## Who We Are

- Founded in 1996
- 100% employee operated
- 17-member investment team has an average industry experience of 18 years
- Deliver fixed income SMAs across the yield curve

## Why Sage

### Agility

Our size and independence as an employee-controlled firm enable us to take a nimble approach.

### Alignment

We customize the investment experience to align with each client's unique objectives and needs.

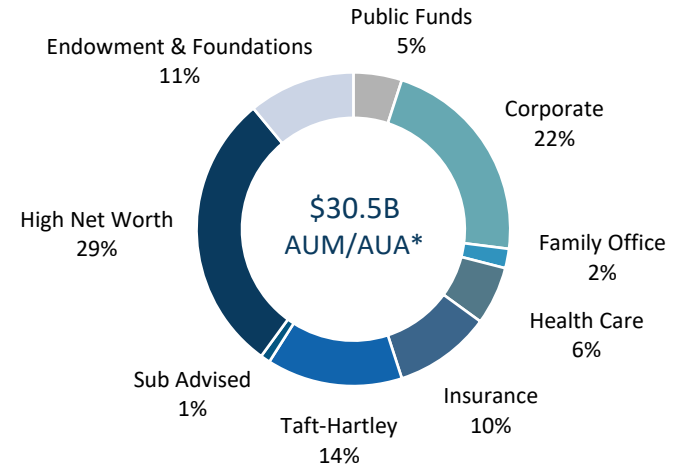
### Consistency

We have a tenured investment team and proven process that enable us to deliver expected results.

### Culture

We are committed to cultivating a culture of service and trust among our clients, our employees, and our community.

## Who We Serve



\*AUM/AUA as of 3/31/2026. \*\* "Who We Serve" is client type by AUM/AUA.

## Strategy Overview

### Strategy Objective

Seeks consistent risk-adjusted returns relative to the benchmark through a combination of high current income and capital appreciation. The strategy will primarily invest in the higher quality tiers of the high yield market.

### Investment Process

Focus is on maximizing income through a risk-managed, value-driven approach centered on delivering a portfolio that is diversified across multiple sectors, risk factors, and investment horizons.

**Primary Benchmark**  
Bloomberg US High Yield Ba/B 2%  
Issuer Cap Index

**Investable Universe**  
Includes high yield credit,  
investment grade credit, US  
Treasuries, and US agencies

## Investment Philosophy

### Generate Income

Generate a consistent income advantage by harvesting a diversified set of risk premiums: duration, credit, structure and liquidity.

### Capture Value

Capture value opportunities by taking advantage of market dislocations due to unexpected volatility or market inefficiencies.

### Manage Risk

Actively manage portfolio-level risk to ensure alignment with investment outlook and client objectives.

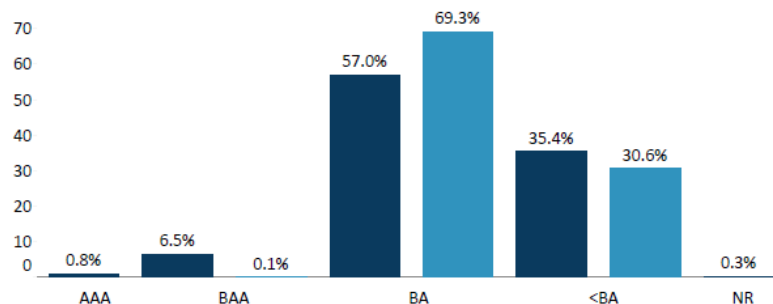
## PORTFOLIO SUMMARY

As of Date	April 30, 2026
Portfolio Market Value	Composite
Benchmark	Bloomberg Ba US HY 2pct Issuer Cap

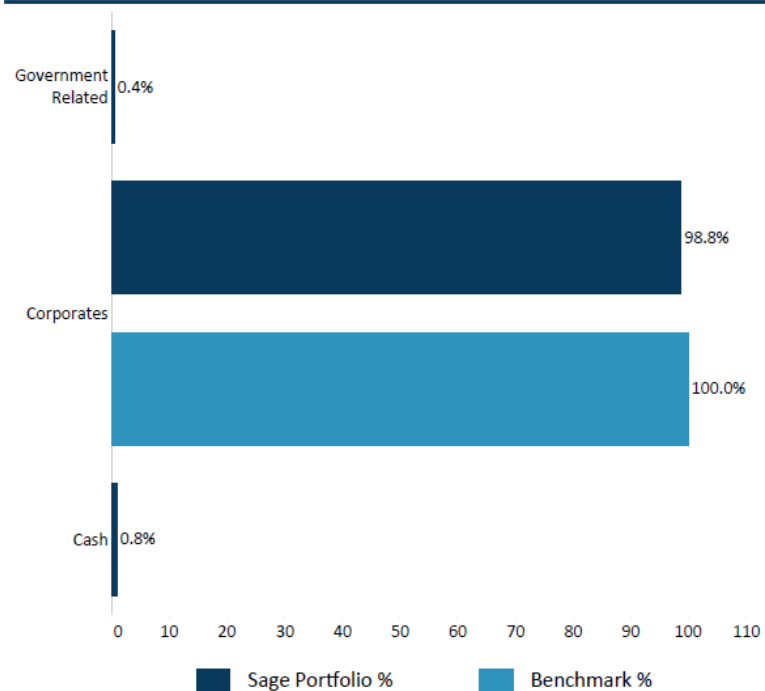
## PORTFOLIO CHARACTERISTICS

	Portfolio	Benchmark
Yield to Worst	6.57%	6.42%
Coupon	6.92%	6.48%
Effective Maturity	4.34	3.89
Effective Duration	3.43	3.08
Average Credit Rating	Ba	BB-

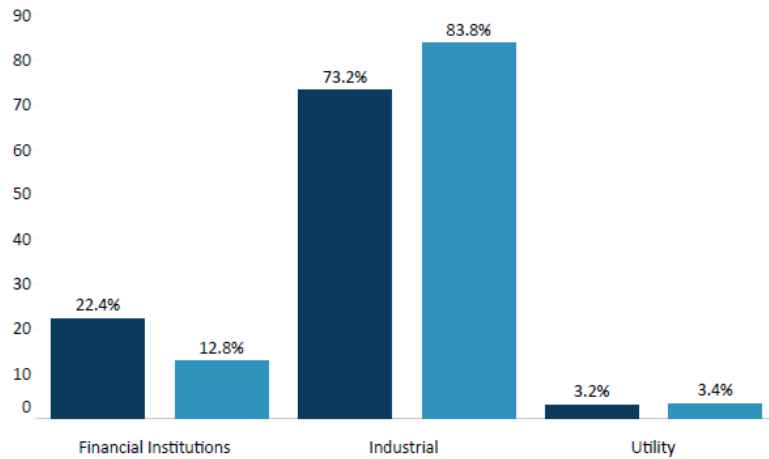
## CREDIT RATING ALLOCATION



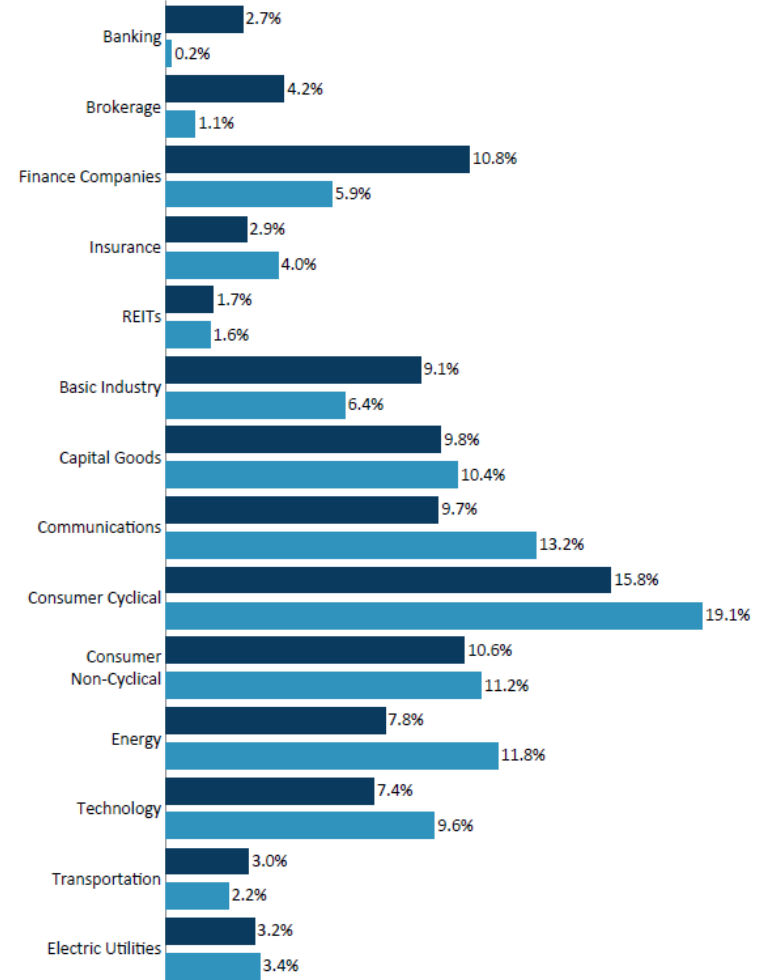
## SECTOR ALLOCATION



### CORPORATE SECTOR ALLOCATION

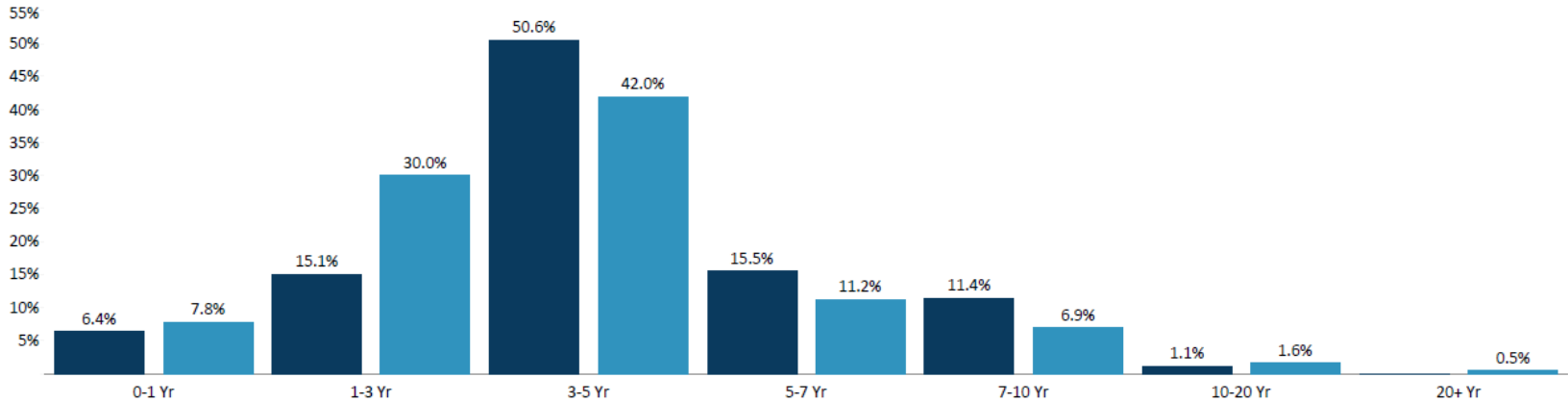


### CORPORATE INDUSTRY ALLOCATION

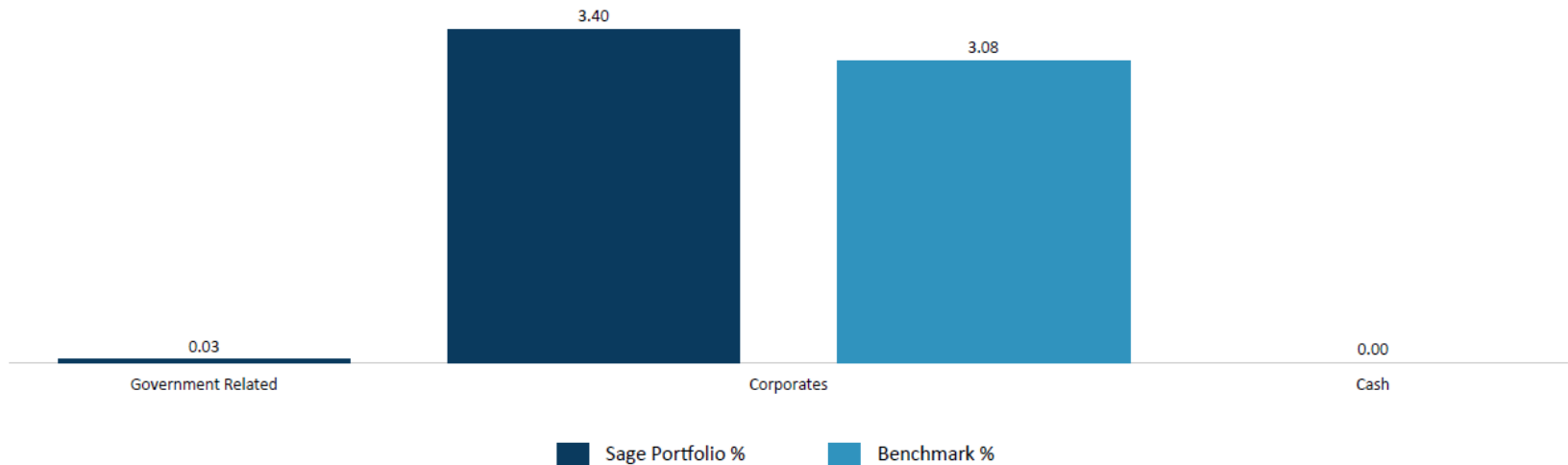


 Sage Portfolio %    
  Benchmark %

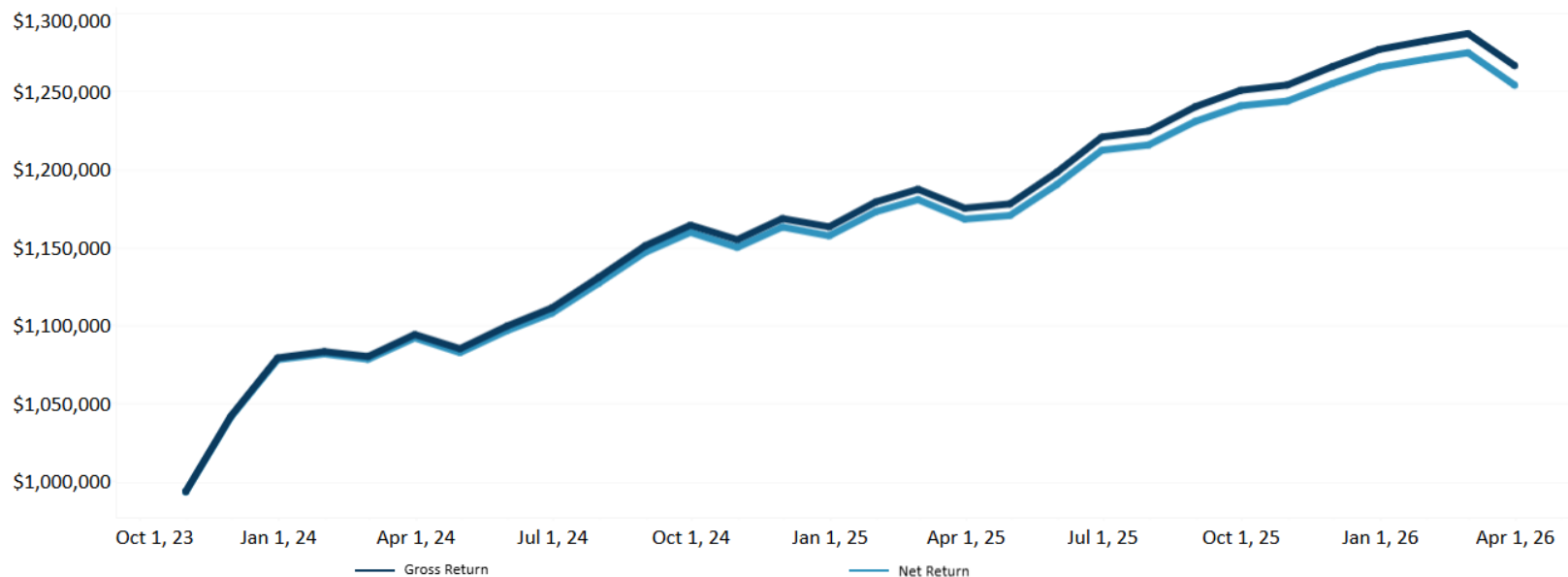
### MARKET VALUE DISTRIBUTION BY MATURITY



### CONTRIBUTION TO DURATION DISTRIBUTION BY SECTOR



## INVESTMENT GROWTH

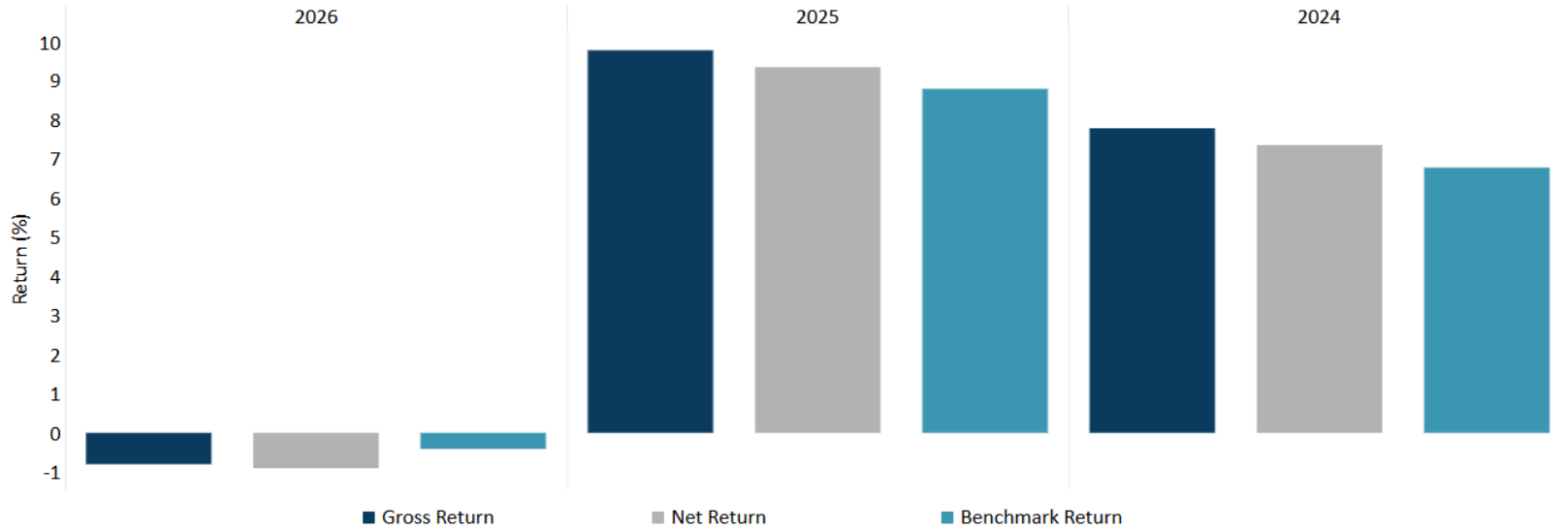


## ANNUALIZED RETURNS

As of Date: 3/31/2026. Inception Date: 9/1/2023

	YTD	1 Year	3 Years	5 Years	10 Years	Since Inception
High Quality High Yield Fixed Income Composite (Gross)	-0.81%	7.76%				8.96%
High Quality High Yield Fixed Income Composite (Net)	-0.91%	7.33%				8.52%
Bloomberg Ba US HY 2pct Issuer Cap	-0.42%	7.05%				8.15%

## CALENDAR YEAR RETURNS



## CALENDAR YEAR RETURNS

As of Date: 3/31/2026

	2026	2025	2024
Gross Return	-0.81%	9.76%	7.77%
Net Return	-0.91%	9.33%	7.34%
Benchmark Return	-0.42%	8.78%	6.77%

### RISK STATISTICS: 3 YEAR

	Std Dev	Alpha	Beta	Tracking Error	Sharpe Ratio	Information Ratio	Up Capture Ratio	Down Capture Ratio
High Quality High Yield Fixed Income Composite (Gross)								
High Quality High Yield Fixed Income Composite (Net)								
Bloomberg Ba US HY 2pct Issuer Cap	4.13	---	1.00	---	0.73	---	---	---

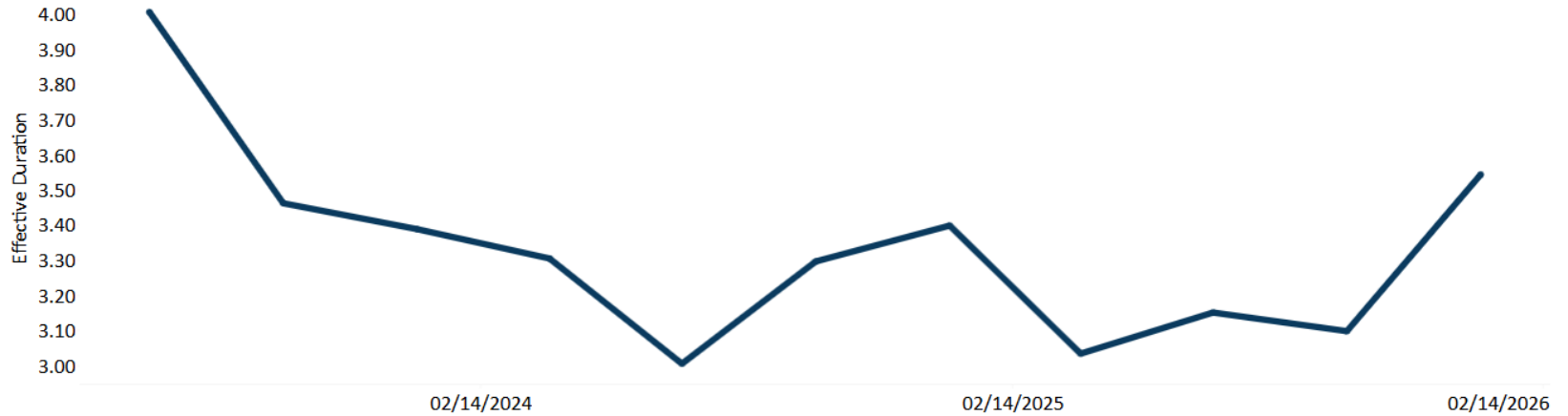
### RISK STATISTICS: 5 YEAR

	Std Dev	Alpha	Beta	Tracking Error	Sharpe Ratio	Information Ratio	Up Capture Ratio	Down Capture Ratio
High Quality High Yield Fixed Income Composite (Gross)								
High Quality High Yield Fixed Income Composite (Net)								
Bloomberg Ba US HY 2pct Issuer Cap		---	1.00	---		---	---	---

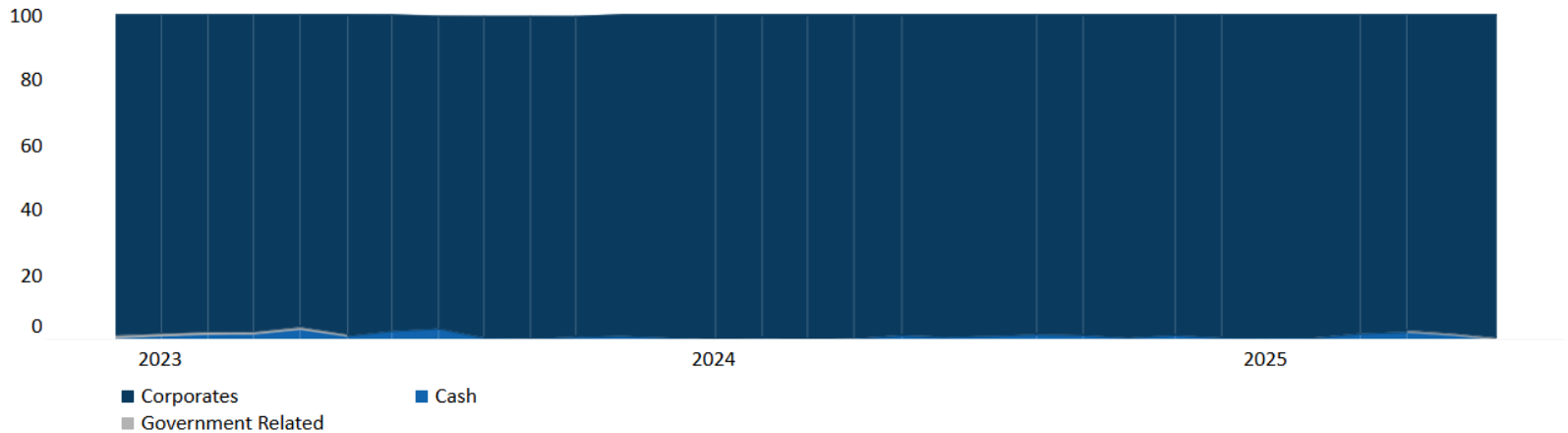
### RISK STATISTICS: SINCE INCEPTION - 9/1/2023


	Std Dev	Alpha	Beta	Tracking Error	Sharpe Ratio	Information Ratio	Up Capture Ratio	Down Capture Ratio
High Quality High Yield Fixed Income Composite (Gross)	4.61	0.53	1.07	0.58	0.87	1.31	110.62%	108.18%
High Quality High Yield Fixed Income Composite (Net)	4.61	0.13	1.07	0.58	0.79	0.62	107.16%	111.78%
Bloomberg Ba US HY 2pct Issuer Cap	4.28	---	1.00	---	0.76	---	---	---

## HISTORICAL DURATION



## SECTOR BREAKDOWN





# Sage | Invest With Wisdom

## High Quality High Yield Fixed Income Composite

Year	Gross Return (%)	Net Return (%)	Benchmark Return (%)	Number of Portfolios	3 Yr Composite Deviation (%)	3 Yr Benchmark Deviation (%)	Internal Dispersion	Total Composite Assets (\$MM)	Total Firm Assets (AUM) (\$MM)	Advisory Only Assets* (\$MM)	Total Firm Assets (AUA)* (\$MM)
2023**	6.35	6.21	5.85	1				76	22,640	1,986	24,626
2024	7.77	7.34	6.77	2				271	24,912	1,881	26,793
2025	9.76	9.33	8.78	5				307	28,347	1,859	30,206

	1 Yr	Since Inception
Gross Return (%)	9.76	10.35
Net Return (%)	9.33	9.91
Benchmark Return (%)	8.78	9.26

As of December 31, 2025

Returns for periods less than one year are not annualized.

\*Assets Under Advisement (AUA) includes Advisory Only Assets where Sage provides investment recommendations but has no control over implementation of investment decisions and no trading authority.

\*\*Partial period returns beginning on inception date through year end.

Compliance Statement: Sage Advisory Services, Ltd. Co. ("Sage") claims compliance with the Global Investment Performance Standards (GIPS®) and has prepared and presented this report in compliance with the GIPS standards. Sage has been independently verified for the period December 31, 2004 to December 31, 2024. The verification report is available upon request. A firm that claims compliance with the GIPS standards must establish policies and procedures for complying with all the applicable requirements of the GIPS standards. Verification provides assurance on whether the firm's policies and procedures related to composite and pooled fund maintenance, as well as the calculation, presentation, and distribution of performance, have been designed in compliance with the GIPS standards and have been implemented on a firm-wide basis. Verification does not provide assurance on the accuracy of any specific performance report.

Firm Information: Sage is a registered investment advisor based in Austin, Texas. Sage specializes in Fixed Income, Balanced and Exchange Traded Fund ("ETF") investment management for insurance companies and other financial institutions, Taft-Hartley organizations, endowments, foundations, non-profit institutions, corporations, defined benefit plans, healthcare institutions, family offices and high net worth individuals. Sage does not utilize leverage, futures, or options in any portfolios included in the composites. A list of composite descriptions, a list of limited distribution pooled fund descriptions, and a list of broad distribution pooled funds are available upon request.

Composite Characteristics: The High Quality High Yield Fixed Income Composite (the "Composite") consists of all non-wrap program discretionary, fee-paying accounts over \$1,000,000 that are managed for a full month according to this style. The Composite contains accounts investing primarily in investment grade and non-investment grade corporate fixed income securities. The Composite creation and inception date is September 1, 2023. Not every client's account in the Composite will have the identical characteristics. The actual characteristics with respect to any particular client account may vary based on a number of factors, including but not limited to: (i) the size of the account; (ii) the investment restrictions applicable to the account, if any; and (iii) the market conditions at the time of investment.

Composite Fee: The gross investment results for the Composite presented herein represent historical gross performance with no deduction for investment management fees but net of all trading expenses. Net returns are net of all trading expenses and are calculated by deducting 1/12th of the highest management fee on a monthly basis from the monthly gross composite return. The model fee is 0.40%. The fee schedule for the Composite is as follows: 0.40% for the first \$10 million; 0.35% for the next \$15 million; and 0.25% for the balance over \$25 million. Actual fees may vary depending on, among other things, the applicable fee schedule and portfolio size. Please see Sage's Form ADV Part 2A for a full disclosure of Sage's fee schedules.

Composite Benchmark: Sage has reviewed the relevant universe of indices and has determined that the Bloomberg US High Yield Ba/B 2% Issuer Cap Index most closely resembles the Composite managed by Sage. The Bloomberg US High Yield Ba/B 2% Issuer Cap Index represents securities USD-denominated, high yield, fixed-rate corporate bonds that are Ba or B rated with Issuer exposure capped at 2%.

Calculation Methodology: All valuations, gross, and net returns are based in U.S. Dollars and are computed using a time-weighted total rate of return. Periodic returns have been geometrically linked and annualized for all time periods longer than one year. Portfolio performance results include, and reflect, as applicable, the reinvestment of all interest, accrued income, cash, cash equivalents, realized and unrealized gains and losses. Policies for valuing investments, calculating performance, and preparing GIPS Reports are available upon request. Internal dispersion is the asset-weighted standard deviation of annual gross returns of those accounts included in the Composite for the entire year. If there are years whereby there are 5 or fewer accounts, the dispersion is N/A. The 3-year ex-post standard deviation measures the variability of the composite gross returns and the benchmark returns over the preceding 36-month period. If there are years whereby there are fewer than 36 monthly returns available, the 3-year annualized ex-post standard deviation of this composite and its benchmark is N/A.

Risk Disclosures: Actual performance results may differ from Composite returns, depending on the size of the account, investment guidelines and/or restrictions, inception date and other factors. Past performance is not indicative of future returns. As with any investment vehicle, there is always the potential for gains as well as the possibility of losses.

GIPS® is a registered trademark of CFA Institute. CFA Institute does not endorse or promote this organization, nor does it warrant the accuracy or quality of the content contained herein.

## IMPORTANT DISCLOSURES

This report is for informational purposes only and is not intended as investment advice or an offer or solicitation with respect to the purchase or sale of any security, strategy or investment product. Although the statements of fact, information, charts, analysis and data in this report have been obtained from, and are based upon, sources Sage believes to be reliable, we do not guarantee their accuracy, and the underlying information, data, figures and publicly available information has not been verified or audited for accuracy or completeness by Sage. Additionally, we do not represent that the information, data, analysis and charts are accurate or complete, and as such should not be relied upon as such. All results included in this report constitute Sage's opinions as of the date of this report and are subject to change without notice due to various factors, such as market conditions. No part of this Material may be reproduced in any form, or referred to in any other publication, without our express written permission.

Investors should make their own decisions on investment strategies based on their specific investment objectives and financial circumstances. All investments contain risk and may lose value. Debt or fixed income securities are subject to market risk, credit risk, interest rate risk, call risk, tax risk, political and economic risk, derivatives risk, income risk, and other investment company risk. As interest rates rise, bond prices fall. Credit risk refers to an issuer's ability to make interest payments when due. Below investment grade or high yield debt securities are subject to liquidity risk and heightened credit risk. Foreign investments involve additional risks as noted above. Investing involves substantial risk and high volatility, including possible loss of principal. Bonds and bond funds will decrease in value as interest rates rise. Past performance is not a guarantee of future results.

Sage Advisory Services, Ltd. Co. is a registered investment adviser that provides investment management services for a variety of institutions and high net worth individuals. For additional information on Sage and its investment management services, please view our web site at [www.sageadvisory.com](http://www.sageadvisory.com), or refer to our Form ADV, which is available upon request by calling 512.327.5530.