

Sage Core Plus Fixed Income Strategy

May 2026

Sage Advisory Services
5900 Southwest Parkway
Building 1, Suite 100
Austin, Texas 78735

SAGE | INVEST WITH WISDOM™

Who We Are

- Founded in 1996
- 100% employee operated
- 17-member investment team has an average industry experience of 18 years
- Deliver fixed income SMAs across the yield curve

Why Sage

Agility

Our size and independence as an employee-controlled firm enable us to take a nimble approach.

Alignment

We customize the investment experience to align with each client's unique objectives and needs.

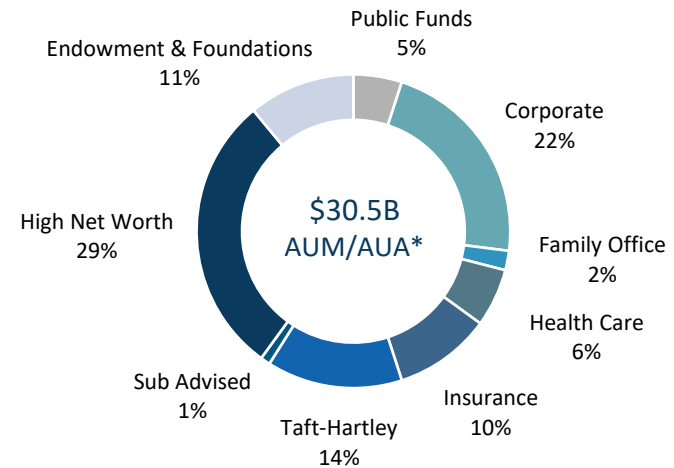
Consistency

We have a tenured investment team and proven process that enable us to deliver expected results.

Culture

We are committed to cultivating a culture of service and trust among our clients, our employees, and our community.

Who We Serve



*AUM/AUA as of 3/31/2026. ** "Who We Serve" is client type by AUM/AUA.

Strategy Overview

Strategy Objective

A yield-focused strategy that seeks to meet investors' income needs and deliver above-market total returns over a full market cycle by investing across the broader fixed income universe.

Investment Process

Focus is on maximizing income through a risk-managed, value-driven approach centered on delivering a portfolio that is diversified across multiple sectors, risk factors, and investment horizons.

Primary Benchmark
Bloomberg US Aggregate Index

Investable Universe
Includes investment grade credit, US Treasuries & agencies, securitized debt, high yield credit, preferred stock, non-dollar debt, EM debt

Investment Philosophy

Generate Income

Generate a consistent income advantage by harvesting a diversified set of risk premiums: duration, credit, structure and liquidity.

Capture Value

Capture value opportunities by taking advantage of market dislocations due to unexpected volatility or market inefficiencies.

Manage Risk

Actively manage portfolio-level risk to ensure alignment with investment outlook and client objectives.

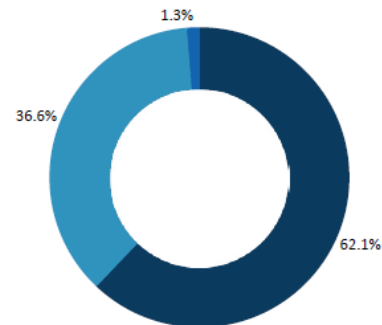
PORTFOLIO SUMMARY




As of Date	April 30, 2026
Benchmark	Bloomberg U.S. Aggregate

PORTFOLIO CHARACTERISTICS

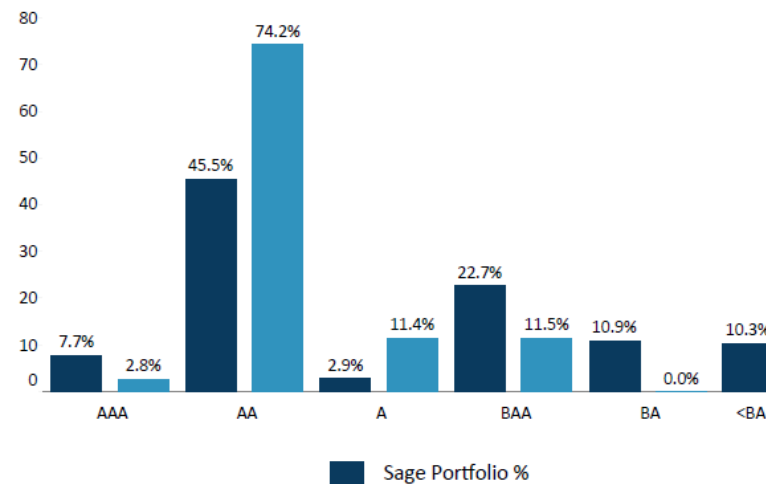
	Portfolio	Benchmark
Yield	5.43%	4.62%
Coupon	4.67%	3.71%
Effective Maturity	9.10	8.06
Effective Duration	5.71	5.76
Average Credit Rating	A	AA

ASSET ALLOCATION

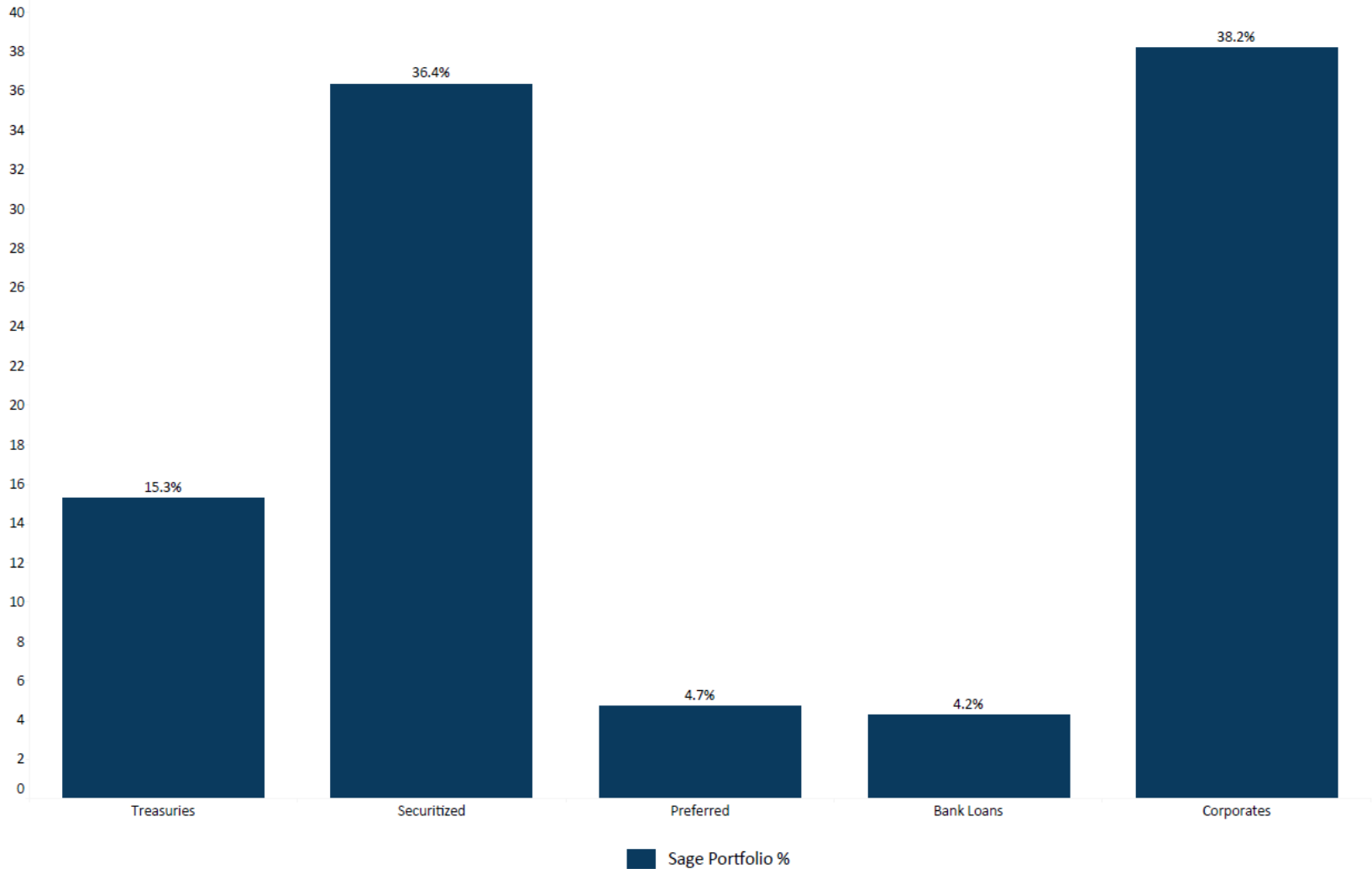


 Core Fixed Income
 Non-Core Fixed Income
 Cash

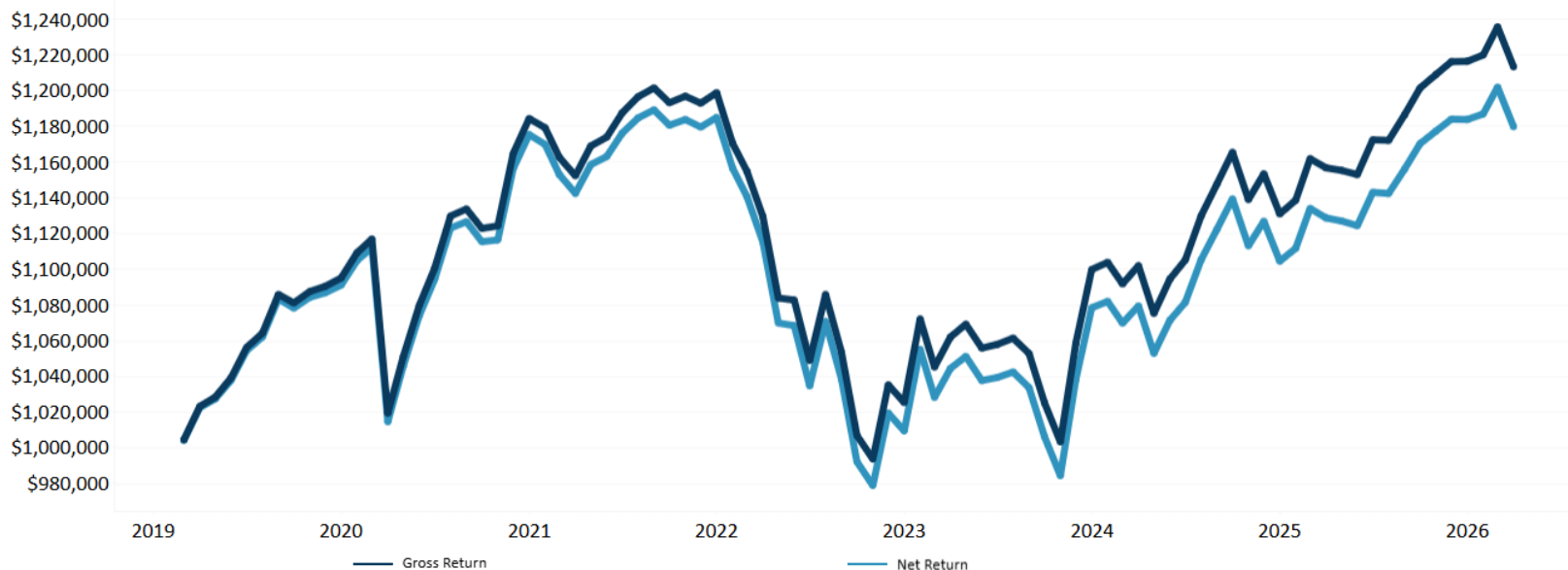
CREDIT RATING ALLOCATION



SECTOR ALLOCATION



INVESTMENT GROWTH

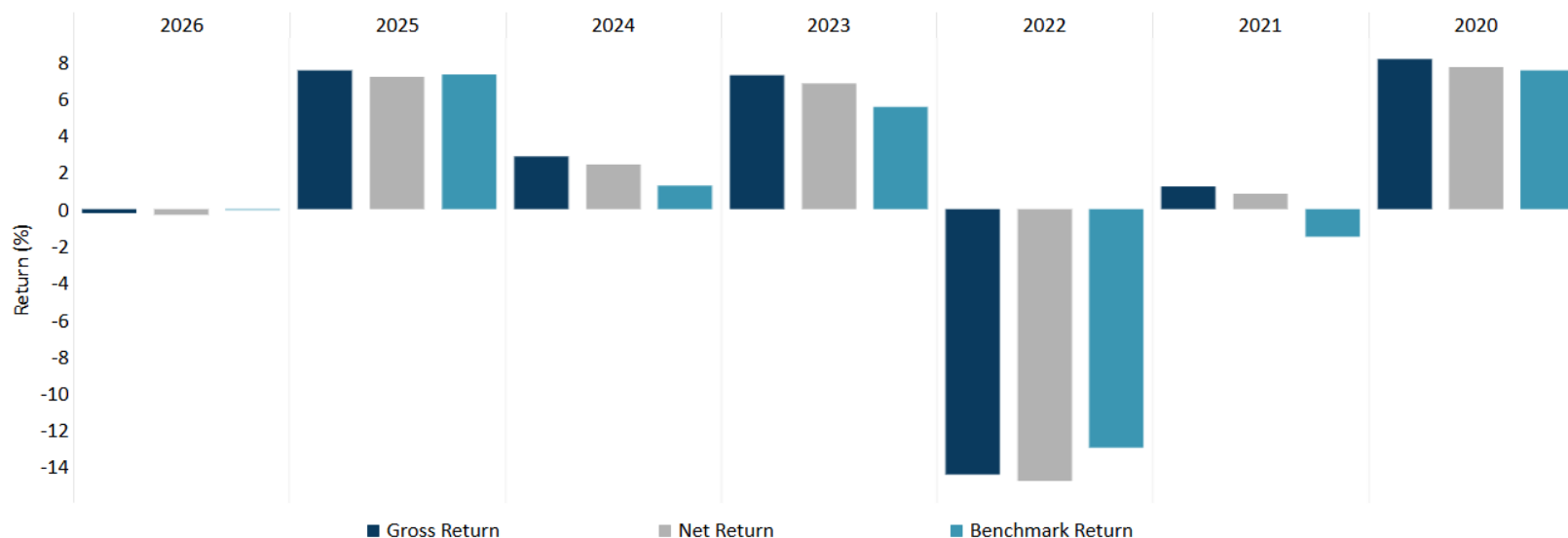


ANNUALIZED RETURNS

As of Date: 3/31/2026. Inception Date: 1/1/2019

	YTD	1 Year	3 Years	5 Years	10 Years	Since Inception
Core Plus Fixed Income Composite (Gross)	-0.25%	4.88%	4.53%	1.04%		3.07%
Core Plus Fixed Income Composite (Net)	-0.34%	4.52%	4.14%	0.64%		2.67%
Bloomberg U.S. Aggregate	-0.05%	4.35%	3.63%	0.31%		1.91%

CALENDAR YEAR RETURNS

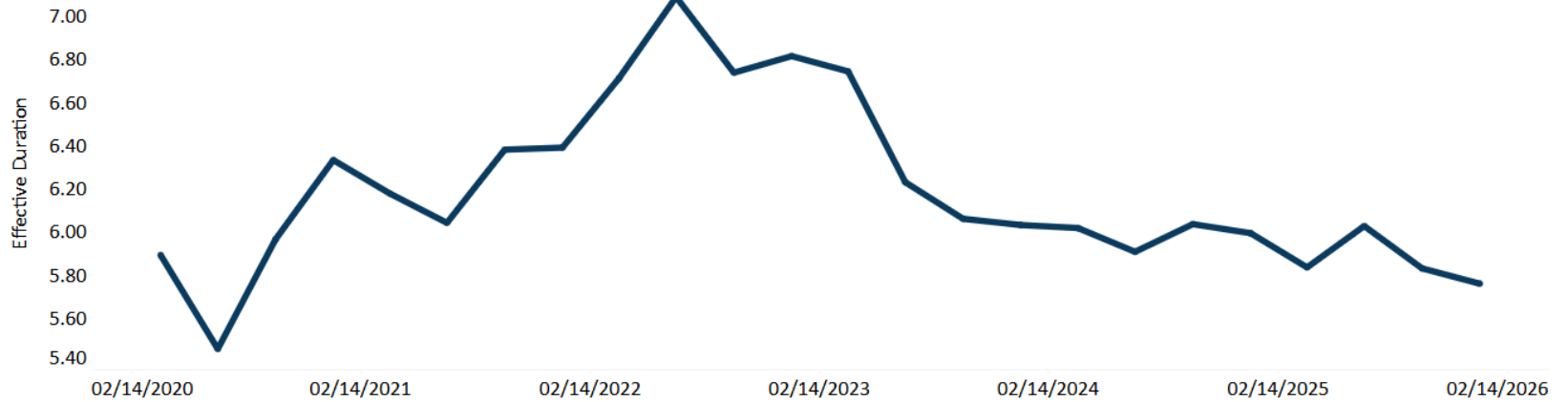


CALENDAR YEAR RETURNS

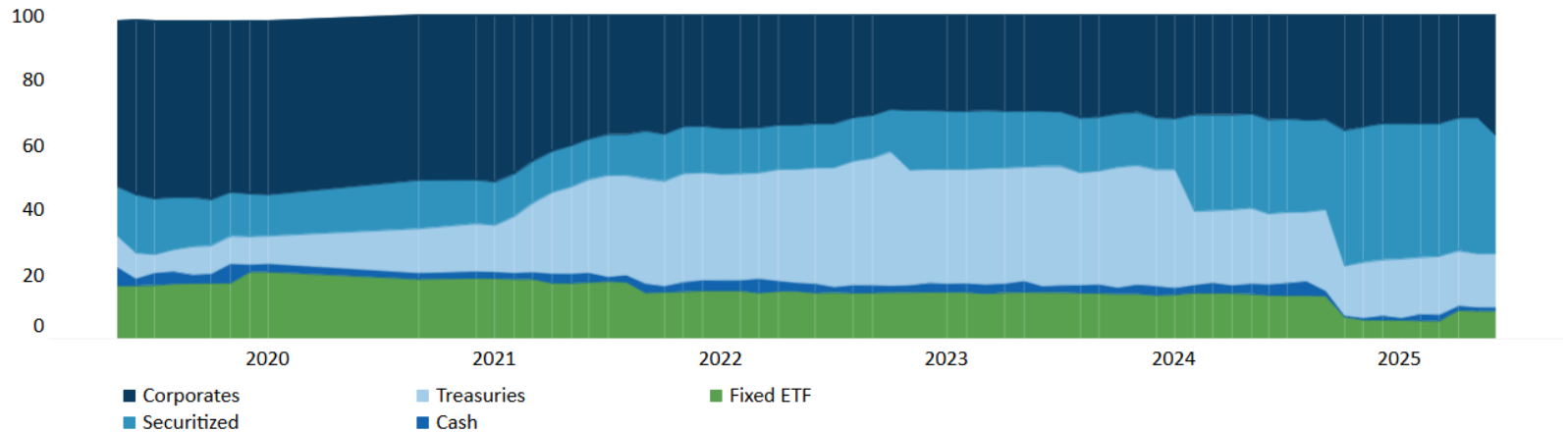
As of Date: 3/31/2026


	2026	2025	2024	2023	2022	2021	2020
Gross Return	-0.25%	7.54%	2.83%	7.25%	-14.45%	1.22%	8.14%
Net Return	-0.34%	7.17%	2.42%	6.83%	-14.80%	0.82%	7.71%
Benchmark Return	-0.05%	7.30%	1.25%	5.53%	-13.01%	-1.54%	7.51%

HISTORICAL DURATION



SECTOR BREAKDOWN





Sage | Invest With Wisdom
Core Plus Fixed Income Composite

Year	Gross Return (%)	Net Return (%)	Benchmark Return (%)	Number of Portfolios	3 Yr Composite Deviation (%)	3 Yr Benchmark Deviation (%)	Internal Dispersion	Total Composite Assets (\$MM)	Total Firm Assets (AUM) (\$MM)	Advisory Only Assets* (\$MM)	Total Firm Assets (AUA)* (\$MM)
2019	12.40	11.95	8.72	4				2.96	12,798	1,823	14,621
2020	8.14	7.71	7.51	5				3.28	13,731	1,961	15,691
2021	1.22	0.82	-1.54	8	6.80	3.35		5.66	15,053	2,491	17,544
2022	-14.45	-14.80	-13.01	3	8.74	5.77		1.72	15,286	2,036	17,322
2023	7.25	6.83	5.53	3	8.07	7.14		1.80	22,640	1,986	24,626
2024	2.83	2.42	1.25	1	8.57	7.72		0.25	24,912	1,881	26,793
2025	7.54	7.17	7.30	2	6.45	5.98		13.08	28,347	1,859	30,206

	1 Yr	5 Yr	Since Inception
Gross Return (%)	7.54	0.53	3.22
Net Return (%)	7.17	0.14	2.82
Benchmark Return (%)	7.30	-0.36	1.99

Returns for periods less than one year are not annualized.

*Assets Under Advisement (AUA) includes Advisory Only Assets where Sage provides investment recommendations but has no control over implementation of investment decisions and no trading authority.

Compliance Statement: Sage Advisory Services, Ltd. Co. ("Sage") claims compliance with the Global Investment Performance Standards (GIPS®) and has prepared and presented this report in compliance with the GIPS standards. Sage has been independently verified for the period December 31, 2004 to December 31, 2024. The verification report is available upon request. A firm that claims compliance with the GIPS standards must establish policies and procedures for complying with all the applicable requirements of the GIPS standards. Verification provides assurance on whether the firm's policies and procedures related to composite and pooled fund maintenance, as well as the calculation, presentation, and distribution of performance, have been designed in compliance with the GIPS standards and have been implemented on a firm-wide basis. Verification does not provide assurance on the accuracy of any specific performance report.

As of December 31, 2025

Firm Information: Sage is a registered investment advisor based in Austin, Texas. Sage specializes in Fixed Income, Balanced and Exchange Traded Fund ("ETF") investment management for insurance companies and other financial institutions, Taft-Hartley organizations, endowments, foundations, non-profit institutions, corporations, defined benefit plans, healthcare institutions, family offices and high net worth individuals. Sage does not utilize leverage, futures, or options in any portfolios included in the composites. A list of composite descriptions, a list of limited distribution pooled fund descriptions, and a list of broad distribution pooled funds are available upon request.

Composite Characteristics: The Core Plus Fixed Income Composite (the "Composite") consists of all non-wrap program discretionary, fee-paying, stand-alone accounts that are managed for a full month according to this style. The Composite contains accounts investing in individual bonds, fixed income ETFs, as well as high-dividend hybrid ETFs (any references herein to ETFs may include other exchange-traded products (ETPs), such as, but not limited to, Exchange Traded Notes (ETNs)). The Composite creation and inception date is January 1, 2019. Not every client's account in the Composite will have the identical characteristics. The actual characteristics with respect to any particular client account may vary based on a number of factors, including but not limited to: (i) the size of the account; (ii) the investment restrictions applicable to the account, if any; and (iii) the market conditions at the time of investment.

Composite Fee: The gross investment results for the Composite presented herein represent historical gross performance with no deduction for investment management fees but net of all trading expenses. Net returns are net of all trading expenses and are calculated by deducting 1/12th of the highest management fee on a monthly basis from the monthly gross composite return. The model fee is 0.35%. The fee schedule for the Composite is as follows: 0.35% for the first \$10 million; 0.25% for the next \$15 million; and 0.20% for the balance over \$25 million. Prior to 1/1/2025, the model fee is 0.40% and the fee schedule for the Composite was as follows: 0.40% for the first \$10 million; 0.35% for the next \$15 million; and 0.25% for the balance over \$25 million. Actual fees may vary depending on, among other things, the applicable fee schedule and portfolio size. Please see Sage's Form ADV Part 2A for a full disclosure of Sage's fee schedules. The Composite strategy invests in ETFs and an investor in the Composite strategy will indirectly bear the operating expenses of the ETFs in which it invests. As of December 31, 2025, the underlying ETF expense ratio of the Composite was 0.03%.

Composite Benchmark: Sage has reviewed the relevant universe of indices and has determined the Bloomberg Aggregate Bond Market Index (BC Agg) most closely resembles the Composite managed by Sage (the "Composite Benchmark"). The BC Agg is an unmanaged index that represents securities that are U.S. Treasuries, U.S. Agencies, U.S. Corporates, mortgage pass-through securities, asset backed securities, and secured notes having at least one year to final maturity.

Calculation Methodology: All valuations, gross, and net returns are based in U.S. Dollars and are computed using a time-weighted total rate of return. Periodic returns have been geometrically linked and annualized for all time periods longer than one year. Portfolio performance results include, and reflect, as applicable, the reinvestment of all interest, accrued income, cash, cash equivalents, realized and unrealized gains and losses. Policies for valuing investments, calculating performance, and preparing GIPS Reports are available upon request. Internal dispersion is the asset-weighted standard deviation of annual gross returns of those accounts included in the Composite for the entire year. If there are years whereby there are 5 or fewer accounts, the dispersion is N/A. The 3-year ex-post standard deviation measures the variability of the composite gross returns and the benchmark returns over the preceding 36-month period. If there are years whereby there are fewer than 36 monthly returns available, the 3-year annualized ex-post standard deviation of this composite and its benchmark is N/A.

Risk Disclosures: Actual performance results may differ from Composite returns, depending on the size of the account, investment guidelines and/or restrictions, inception date and other factors. Past performance is not indicative of future returns. As with any investment vehicle, there is always the potential for gains as well as the possibility of losses.

GIPS® is a registered trademark of CFA Institute. CFA Institute does not endorse or promote this organization, nor does it warrant the accuracy or quality of the content contained herein.

IMPORTANT DISCLOSURES

This report is for informational purposes only and is not intended as investment advice or an offer or solicitation with respect to the purchase or sale of any security, strategy or investment product. Although the statements of fact, information, charts, analysis and data in this report have been obtained from, and are based upon, sources Sage believes to be reliable, we do not guarantee their accuracy, and the underlying information, data, figures and publicly available information has not been verified or audited for accuracy or completeness by Sage. Additionally, we do not represent that the information, data, analysis and charts are accurate or complete, and as such should not be relied upon as such. All results included in this report constitute Sage's opinions as of the date of this report and are subject to change without notice due to various factors, such as market conditions. No part of this Material may be reproduced in any form, or referred to in any other publication, without our express written permission.

Investors should make their own decisions on investment strategies based on their specific investment objectives and financial circumstances. All investments contain risk and may lose value. Debt or fixed income securities are subject to market risk, credit risk, interest rate risk, call risk, tax risk, political and economic risk, derivatives risk, income risk, and other investment company risk. As interest rates rise, bond prices fall. Credit risk refers to an issuer's ability to make interest payments when due. Below investment grade or high yield debt securities are subject to liquidity risk and heightened credit risk. Foreign investments involve additional risks as noted above. Investing involves substantial risk and high volatility, including possible loss of principal. Bonds and bond funds will decrease in value as interest rates rise. Past performance is not a guarantee of future results.

Sage Advisory Services, Ltd. Co. is a registered investment adviser that provides investment management services for a variety of institutions and high net worth individuals. For additional information on Sage and its investment management services, please view our web site at www.sageadvisory.com, or refer to our Form ADV, which is available upon request by calling 512.327.5530.