

Visit our website!



Jewish Values Based Investing

Comprehensive Overview

April 2026

Sage Advisory Services
5900 Southwest Parkway
Building 1, Suite 100
Austin, Texas 78735

SAGE | INVEST WITH WISDOM™

TABLE OF

Contents

03 Overview of Sage

Who We Are
Who We Serve
Responsible Investing Affiliations
Our Organization

07 Investment Philosophy & Process

10 Jewish Values Investing

Investment Screening & Evaluation
The Sage Leaf Score®
Screening Example


15 Impact Outcome Reporting

Mapping Portfolio Impact: Alignment with SDGs

24 Why Sage?

26 Addendum

PRI Assessment

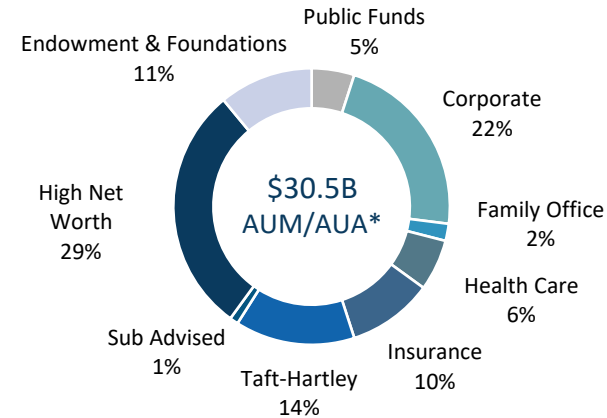


Overview of Sage

Who We Are

- Founded in 1996
- 100% employee operated
- 17-member investment team has an average industry experience of 18 years
- Responsible Investing strategies include SRI, Sustainable Integration, Impact Bonds, and Values-Based

Who We Serve



Responsible Investment Organization Affiliations



Signatory



Affiliate



Inclusion Code Signatory



Member



Signatory



Signatory



Member



Sage | Invest With Wisdom

Jewish Values Based Investing

Executive Leadership

Robert G. Smith, III, AIF® & CIMC

*President & Co-CIO
56 Years*

Thomas H. Urano, CFA

*Co-CIO
30 Years*

Robert D. Williams, CFA

*Chief Investment Strategist
29 Years*

Michael D. Walton, AIF®

*Managing Partner
29 Years*

Robert W. Moser, CIMA®, CRPC, CFIP

*Managing Partner
26 Years*

Investment Management

Portfolio Management

Research & Strategy

Relationship Management

Institutional

Private Client

Marketing Services

Enterprise Management

Information Technology

Operations

Administration

Organizational Committees

Executive — Investment — Operating — Vendor Oversight — GIPS Oversight — Brokerage Oversight

Investment Team



Expert Team Specializing in Institutional Fixed Income

Chief Investment Officers

Robert G. Smith, III, AIF® & CIMC  **Thomas H. Urano, CFA** 
 President & Co-CIO Co-CIO

- Average industry experience is 18 years
- Average tenure at Sage is 13 years
- 12 CFA charterholders

Portfolio Management & Trading

Jeffery S. Timlin, CFA, CMT  Managing Partner Municipal	Nicholas C. Erickson, CFA Vice President Securitized
Seth B. Henry, CFA  Partner Securitized	Brett J. Adelglass, CFA Associate Municipal
Andrew K. Demand, CFA  Partner Credit	Nicholas A. Barnard, CFA Associate Securitized
David L. Luria, CFA Vice President Credit	Alex Bender, CFA Associate Credit

Research & Strategy

Robert D. Williams, CFA  Chief Investment Strategist	Jae Y. Song, ASA VP, Sr. Research Analyst LDI
Komson Silapachai, CFA  Partner Sr. Strategist	Douglas A. Benning VP, Sr. Research Analyst General
Andrew S. Poreda, CFA  VP, Sr. Research Analyst LDI, Responsible Investing	Xochitl C. Maldonado Research Analyst Quantitative
Emma L. Harper, CIMA VP, Institutional Research, Client Relations Responsible Investing	

 Investment Committee



Investment Philosophy & Process

Our Approach

Investment Philosophy

We believe that over complete market cycles, consistent returns are driven by income generation, value opportunities, and rigorous risk management practices.

Generate Income

Generate a consistent income advantage by harvesting a diversified set of risk premiums: duration, credit, structure and liquidity.

Capture Value

Capture value opportunities by taking advantage of market dislocations due to unexpected volatility or market inefficiencies.

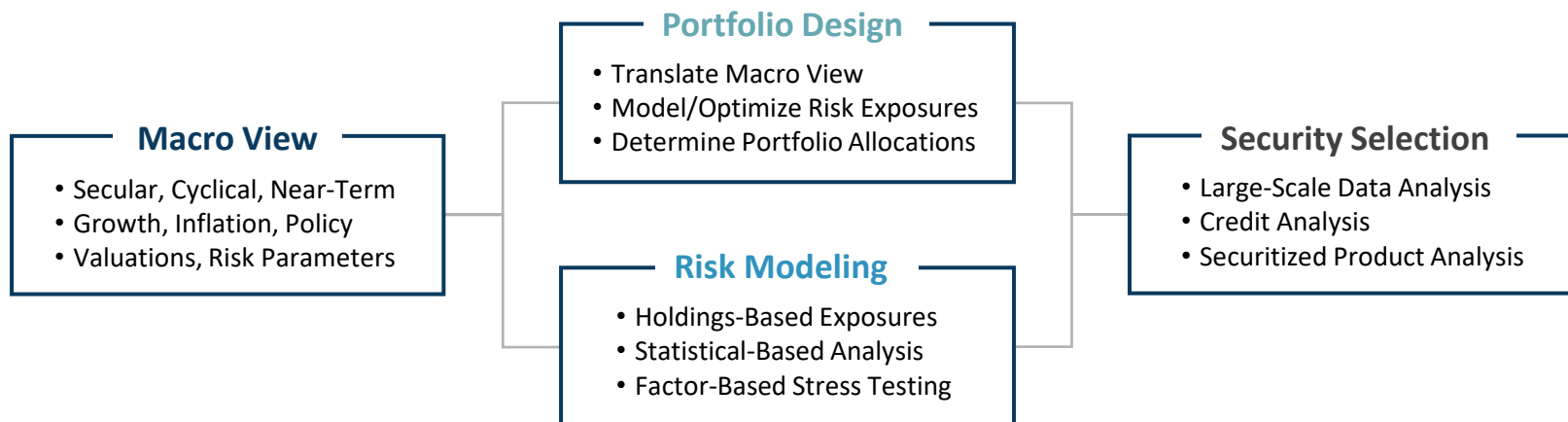
Manage Risk

Actively manage portfolio-level risk to ensure alignment with investment outlook and client objectives.

Our Approach

Investment Process

Our teams work together to balance the development of our macro views with thoughtful portfolio design, value-driven security selection, and active risk management.





Jewish Values Investing

Our Approach

- We actively manage the relationship between investment capital and the attainment of positive social impact by investing in financially strong, quality companies with resilient business models that reflect the core principles and ethical teachings of the Jewish faith.
- We avoid investments in companies associated with conflict, oppression, exploitation, or human rights violations and prioritize investments in companies that demonstrate ethical labor practices, environmental sustainability, community engagement, and fair trade.
- We believe that investing in a healthy environment is fundamental to the livelihoods of people, businesses, and communities, and we recognize the importance of living in harmony with and respecting the natural world.
- Our firm adheres to the religious teachings and traditions of the Jewish faith through a purposeful and transparent investment process that leads to long-term capital growth and sustainable income generation.



Assessment Capabilities

Evaluating Positive, Sustainable & Negative Factors

Sage can employ a series of assessment screens designed to identify companies from our investment universe that are involved in activities that align with Jewish ethical and social teachings and exclude those that contradict them.

Sustainable Factors	Positive Factors	Negative Factors
<ul style="list-style-type: none"> • Identify financially material environmental, social & governance risk factors across industries & companies. • Apply our comprehensive “best-in-class” peer group rating system to identify an appropriate and sustainably focused investment universe • Select companies rated sustainability industry leaders and avoid sustainability laggards. 	<ul style="list-style-type: none"> • Promote investment in companies that maintain high ethical standards and provide goods or services in the following areas: <ul style="list-style-type: none"> - Affordable housing, healthcare and education - Improving the environment and protecting biodiversity - Provide high labor standards, competitive wages and safe workplaces - Promote responsible consumption and energy efficiency practices - Racial and ethnic diversity - Demonstrate high-quality corporate governance and social responsibility standards 	<ul style="list-style-type: none"> • Avoid companies that benefit from or derive a certain revenue percentage from the following activities: <ul style="list-style-type: none"> - Pork-based products - Predatory lending - Racial and gender discrimination - Gambling - Alcohol and Tobacco - Coal mining - Pornography and other forms of adult entertainment - Weapons production, weapons of mass destruction, and firearms

The Sage Leaf Score®

To implement positive outcomes, we evaluate the long-term implications of sustainability challenges and opportunities

Although a company may be a leader among its peer group, the industry in which it operates may expose it to risks that cannot be mitigated through company management. By combining a sustainable macro industry risk analysis with a company-level sustainability evaluation, the Sage Leaf Score bridges this gap, enabling investors to quickly assess companies across industries.

Industry Analysis

Materiality

Analyze factors that are most relevant to a company's financial performance and long-term value creation.



Sustainability Risks

Develop a sustainability profile of the industry based on quantitative and qualitative factors.



Exceptions

We minimize exposure to tobacco, coal mining/extraction, and small arms.

Company Analysis

Trends Analysis

Determine how a company is trending in the sustainability factors most relevant to it.



Peer Comparison

Compare a company to its industry counterparts to identify strengths, weaknesses, and competitive positioning.



Controversies

Assess the impact of negative incidents to understand risks and implications for sustainability performance.

Sage Leaf Score

Issuers are assigned 1 to 5 leaves, where 5-leaf issuers are considered sustainability leaders.



Sustainability Leader



Above Average



Average




Below Average












Sustainability Laggard









Screen Example

Our screening process would screen out and **exclude** BHP Group for its controversial involvement under the coal mining screen. Our screening process would permit and **include** Waste Management for its lack of material exposure to negative Jewish Value factors and its favorable sustainable factors.


BHP

- ✗  Coal Mining - production
- ✓  Pornography – no involvement
- ✓  Alcohol – no involvement
- ✓  Gambling – no involvement
- ✓  Predatory Lending – no involvement
- ✓  Pork Products – no involvement
- ✓  Weapons – no involvement
- ✓  Tobacco – no involvement


WM
WASTE MANAGEMENT

- ✓  Coal Mining – no involvement
- ✓  Pornography – no involvement
- ✓  Alcohol – no involvement
- ✓  Gambling – no involvement
- ✓  Predatory Lending – no involvement
- ✓  Pork Products – no involvement
- ✓  Weapons – no involvement
- ✓  Tobacco – no involvement



Impact Outcome Reporting

Impact Evaluation

Responsible Investment Framework: United Nations Sustainable Development Goals (SDGs)



Impact Assessment Methodology

The SDG Impact Rating provides a holistic metric of impact using the United Nations (UN) Sustainable Development Goals (SDGs) as a reference framework. The rating measures the extent to which companies are managing negative externalities in their operations across the entire value chain to minimize negative impacts, while at the same time making use of existing and emerging opportunities in their products and services to contribute to the achievement of the Sustainable Development Goals. A company's impact is measured thematically, following the SDG framework, as well as at an aggregate level. For each of the 17 SDGs, a company's impact is determined by three pillars:



1
**PRODUCTS &
SERVICES**



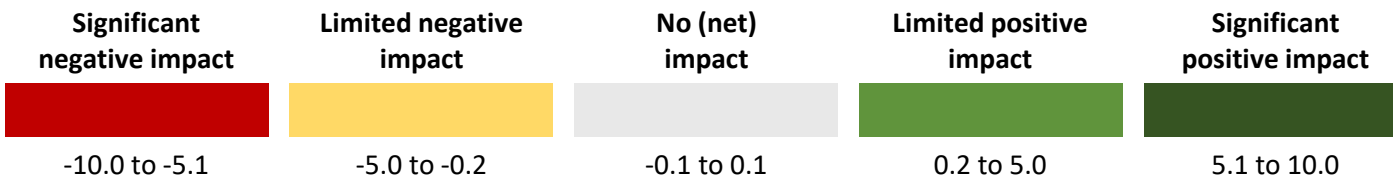
2
**OPERATIONS
MANAGEMENT**



3
CONTROVERSIES

1. Identify to what extent products and services contribute to or obstruct the SDGs.
2. Evaluate impact along the entire value chain.
3. Identify alleged or verified failures and companies' responsiveness to respect established norms that may obstruct the SDGs.

The SDG Impact Score ranges on a scale from -10 to 10 with an underlying classification into five broad assessment categories.



Impact Score Analysis

Jewish Values Framework



Portfolio SDG Impact: Sage Portfolio vs. Benchmark

Sage Portfolio

Significant Positive Impact (5.1 to 10)



Limited Positive Impact (0.2 to 5.0)



No net impact (-0.1 to 0.1)



Limited Negative Impact (-5.0 to -0.2)



Significant Negative Impact (-10 to -5.1)



0% 20% 40% 60% 80%



5% of portfolio holdings had no data to collect

Benchmark

Significant Positive Impact (5.1 to 10)



Limited Positive Impact (0.2 to 5.0)



No net impact (-0.1 to 0.1)



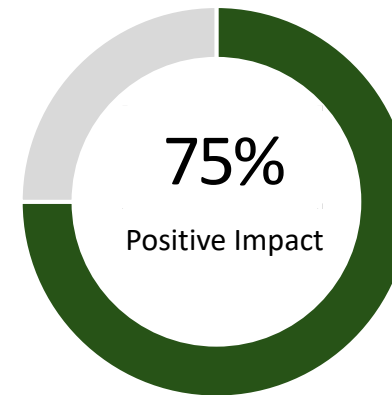
Limited Negative Impact (-5.0 to -0.2)



Significant Negative Impact (-10 to -5.1)



0% 20% 40% 60% 80% 100%



4% of portfolio holdings had no data to collect

Mapping Portfolio Impact

SDGs Represented and Their Relative Impact Intensities



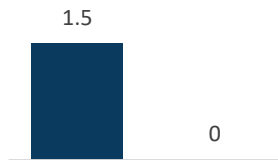
Sage's portfolio and the Index have no net impact on SDGs 2, 6, 4, 11, 14, and 15.



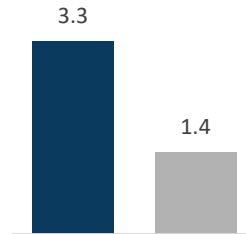
Impact by SDG: Sage Portfolio vs. Benchmark



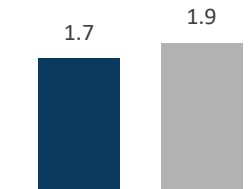
No Poverty



Good Health and Well-Being




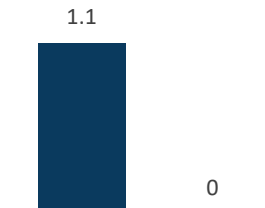
Gender Equality



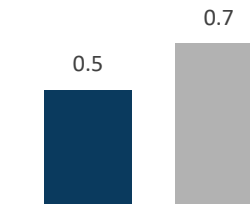
Clean Water and Sanitation



Affordable and Clean Energy

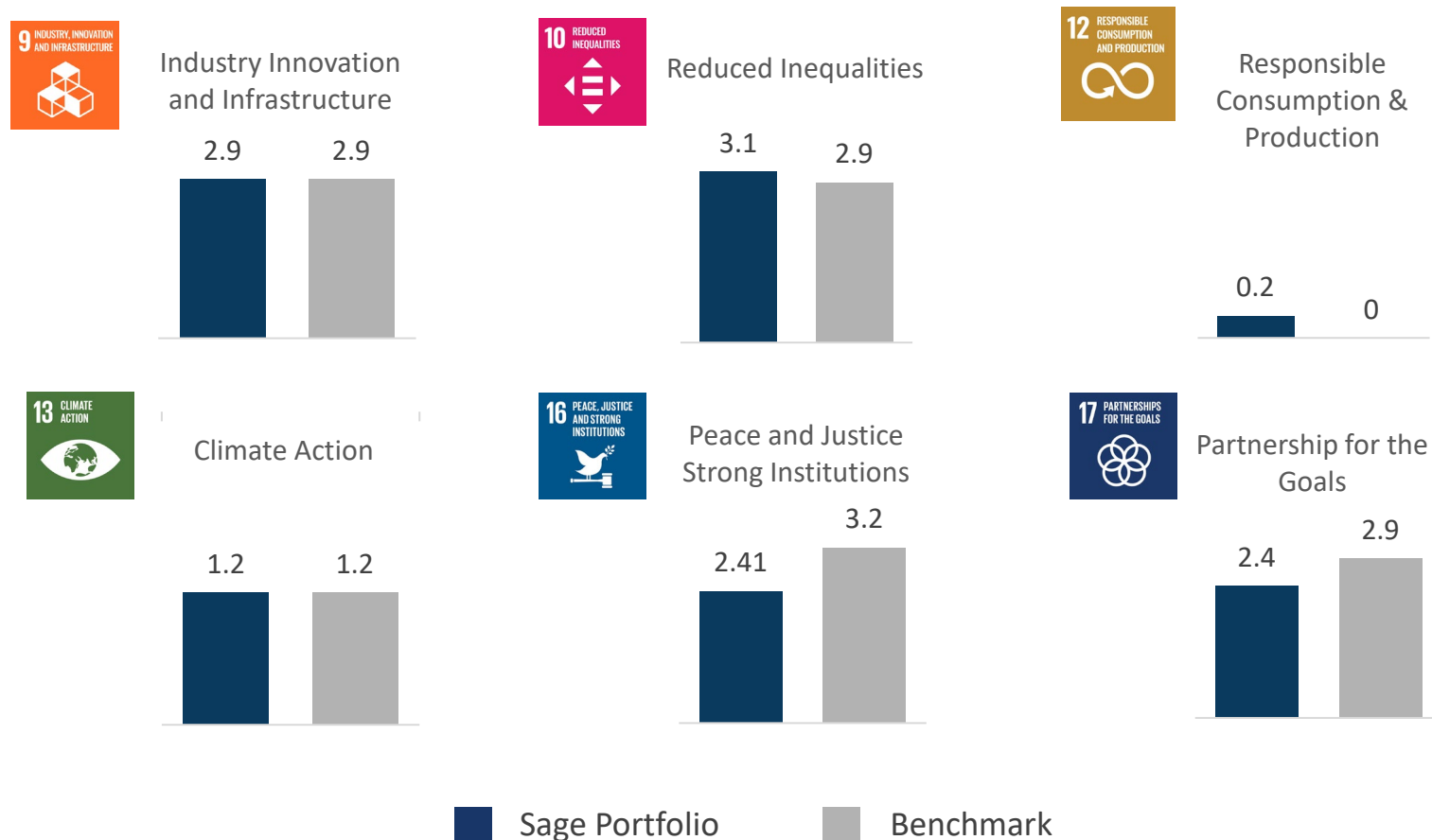


Decent Work & Economic Growth



 Sage Portfolio
  Benchmark

Impact by SDG: Sage Portfolio vs. Benchmark



Top 5 Holdings by SDG Impact Rating

Issuer Name	Highest Positive Impact	Key Impact Drivers
Amgen Inc.	SDG 3: Good Health & Well-Being	<p>Revenue: The issuer does not derive significant revenue from products and services that contribute to or obstruct the achievement of this goal.</p> <p>Operations: Procedures to ensure the implementation of ethical clinical trials; Patient and product safety; Environmentally friendly product design.</p> <p>Controversies: No controversies with relevant impact on this goal.</p>
Centene Corporation	SDG 10: Reduced Inequalities	<p>Revenue: Health-related insurance for high-risk groups, health-related insurance for low-income groups.</p> <p>Operations: Dependent care and special leave; Workplace flexibility and working time reduction; Human rights due diligence procedures.</p> <p>Controversies: No controversies with relevant impact on this goal.</p>
NextEra Energy Capital Holdings, Inc.	SDG 9: Industry, Innovation & Infrastructure	<p>Revenue: The issuer does not derive significant revenue from products and services that contribute to or obstruct the achievement of this goal.</p> <p>Operations: Greenhouse gas emission reduction targets and action plans; Strategy to promote renewable energy; Radioactive waste management and disposal strategy.</p> <p>Controversies: No controversies with relevant impact on this goal.</p>
Hewlett Packard Enterprise Company	SDG 16 : Peace, Justice & Strong Institutions	<p>Revenue: Products for crime prevention: acts against computer systems.</p> <p>Operations: Raw materials from controversial sources; Compliance procedures; Code of business ethics.</p> <p>Controversies: No controversies with relevant impact on this goal.</p>
Hewlett Packard Enterprise Company	SDG 17: Partnership for the Goals	<p>Revenue: The issuer does not derive significant revenue from products and services that contribute to or obstruct the achievement of this goal.</p> <p>Operations: Community involvement; Sustainability reporting; Tax base erosion and profit shifting.</p> <p>Controversies: No controversies with relevant impact on this goal.</p>



Why Sage?

Bottom Line

Why Choose Sage?

01

Consistent Investment Process

Rely upon traditional, seasoned investment products and active risk management.

04

Original and Comprehensive Market and Sustainable Research

Provide timely thoughts and original research.

02

Seasoned & Dynamic Investment Team

Global perspective applied with common sense, supported by quantitative and scientific data.

05

Transparent Investment Process and Portfolio Reporting

Provide comprehensive and continuous portfolio reporting on fundamental financial and sustainable risks

03

Separately Managed Accounts Tailored to Jewish Values and Client Financial Return Objectives

Sustainable and financial risk sensitive while remaining mission focused



Addendum: 2025 PRI Assessment

2025 PRI Assessment Overview

Sage has been a signatory of the Principles for Responsible Investment (PRI) since 2017. The PRI is the world's largest network of investors that work to understand and integrate sustainability factors into their investment and ownership decisions. A key part of being a signatory of the PRI is participating in its annual assessment, which aims to:

1. Identify how signatories can improve their responsible investment practices;
2. Allow asset owners to focus their discussions with investment managers on responsible investment activities and capabilities by sharing their Assessment Reports; and
3. Facilitate learning and development by outlining how signatories' implementation of responsible investment compares year-on-year, across asset classes, and with peers at the local and global level by providing a confidential report.

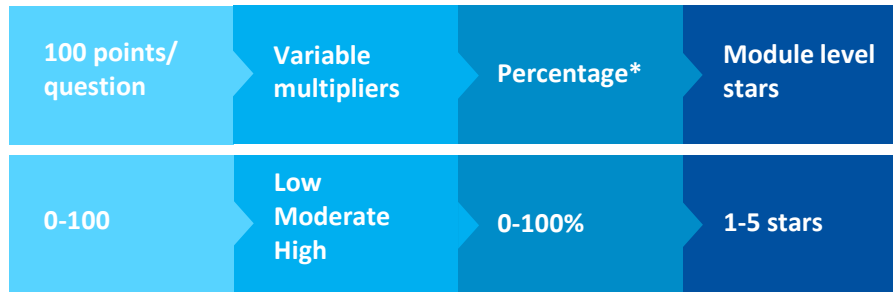
The most recent survey was conducted in 2025. The following slides illustrate how Sage scored in the five categories that were relevant to our business:

1. Policy Governance & Strategy
2. Fixed Income: Sovereign, Supranational and Agency
3. Fixed Income: Corporate
4. Fixed Income: Securitized
5. Confidence Building Measures

Sage's full PRI Assessment Report results are [available here](#).

PRI Assessment Methodology

The following summarizes the PRI's assessment process for 2025:



*The percentage is based on the points scored in all applicable assessed indicators for each module. It is calculated as the total points achieved divided by the total points available (only considering applicable indicators) in the module.

The Principles of Responsible Investment (PRI) assessment is a report based off the results of a required annual survey completed by all PRI signatories. The survey is a process to ensure that signatories are accountable to enacting best practices within the responsible investment space and are transparent about their investing activities. The PRI is a United Nations-supported international network of financial institutions working together to implement its six aspirational principles, often referenced as "The Principles." Sage Advisory is a signatory of the PRI and pays an annual fee as a membership requirement.

- The differing scoring styles are based on the principle of 100 points being available for allocation from the initial phase of assessment.
- The three multiplier weightings are reflective of the indicator relative importance with respect to responsible investment practices and/or the PRI's overall mission.
- The following are how the final percentage translates into a star grading:

Do not do ESG or scored $0 \leq 25 \%$



$> 25 \leq 40 \%$



$> 40 \leq 65 \%$



$> 65 \leq 90 \%$



$> 90 \leq 100 \%$



Do not hold the asset class

N/A – not applicable


Opted out of reporting

N/R – not reported

2025 PRI Assessment

Policy Governance and Strategy

Sage scored an 82% (four stars) for Policy Governance and Strategy, above the median score. Topics in this category included Responsible Investment Policy Elements, Policy Coverage, Roles & Responsibilities, External Reporting & Disclosure, Capital Allocation, Stewardship, Climate Change, and Sustainability Outcomes.




Sage's full PRI Assessment Report results are [available here](#).

2025 PRI Assessment

Fixed Income – Sovereign, Supranational and Agency

Sage scored a 93% (five stars) for Fixed Income – Sovereign, Supranational and Agency; above the median score. Topics in this category included the Materiality Analysis, Monitoring Sustainability Trends, Sustainability Incorporation in Research & Portfolio Construction, Risk Management, Thematic Bonds, and Disclosures of Sustainability Screens.




Sage's full PRI Assessment Report results are [available here](#).

2025 PRI Assessment

Fixed Income – Corporate

Sage scored a 93% (five stars) for Fixed Income – Corporate, above the median score. Topics in this category included the Materiality Analysis, Monitoring Sustainability Trends, Sustainability Incorporation in Research & Portfolio Construction, Risk Management, Thematic Bonds, and Disclosures of Sustainability Screens.




Sage's full PRI Assessment Report results are [available here](#).

2025 PRI Assessment

Fixed Income – Securitized

Sage scored a 92% (five stars) for Fixed Income – Securitized, above the median score. Topics in this category included the Materiality Analysis, Monitoring Sustainability Trends, Sustainability Incorporation in Research & Portfolio Construction, Risk Management, Thematic Bonds, and Disclosures of Sustainability Screens.




Sage's full PRI Assessment Report results are [available here](#).

2025 PRI Assessment

Confidence Building Measures

Sage scored an 100% (five stars) for Confidence Building Measures, above the median score. Topics in this category included Approach to Confidence-Building Measures, Internal Audit, and Internal Review.



Sage's full PRI Assessment Report results are [available here](#).

IMPORTANT DISCLOSURES

This report is for informational purposes only and is not intended as investment advice or an offer or solicitation with respect to the purchase or sale of any security, strategy or investment product. Although the statements of fact, information, charts, analysis and data in this report have been obtained from, and are based upon, sources Sage believes to be reliable, we do not guarantee their accuracy, and the underlying information, data, figures and publicly available information has not been verified or audited for accuracy or completeness by Sage. Additionally, we do not represent that the information, data, analysis and charts are accurate or complete, and as such should not be relied upon as such. All results included in this report constitute Sage's opinions as of the date of this report and are subject to change without notice due to various factors, such as market conditions. No part of this Material may be reproduced in any form, or referred to in any other publication, without our express written permission.

Investors should make their own decisions on investment strategies based on their specific investment objectives and financial circumstances. All investments contain risk and may lose value. Debt or fixed income securities are subject to market risk, credit risk, interest rate risk, call risk, tax risk, political and economic risk, derivatives risk, income risk, and other investment company risk. As interest rates rise, bond prices fall. Credit risk refers to an issuer's ability to make interest payments when due. Below investment grade or high yield debt securities are subject to liquidity risk and heightened credit risk. Foreign investments involve additional risks as noted above. Investing involves substantial risk and high volatility, including possible loss of principal. Bonds and bond funds will decrease in value as interest rates rise. Past performance is not a guarantee of future results.

Sage Advisory Services, Ltd. Co. is a registered investment adviser that provides investment management services for a variety of institutions and high net worth individuals. For additional information on Sage and its investment management services, please view our web site at www.sageadvisory.com, or refer to our Form ADV, which is available upon request by calling 512.327.5530.