

Visit our website!



# Multi Asset Income

1Q26

---

*Comprehensive Overview*

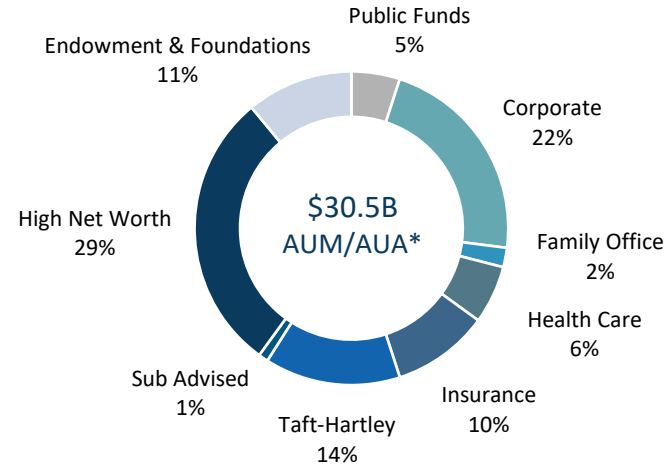
5900 Southwest Parkway  
Building 1, Suite 100  
Austin, Texas 78735

**SAGE** | INVEST WITH WISDOM™

## Who We Are

- Founded in 1996
- 100% employee operated
- 17-member investment team has an average industry experience of 18 years

## Who We Serve



## Why Sage

### Agility

Our size and independence as an employee-controlled firm enable us to take a nimble approach.

### Alignment

We customize the investment experience to align with each client's unique objectives and needs.

### Consistency

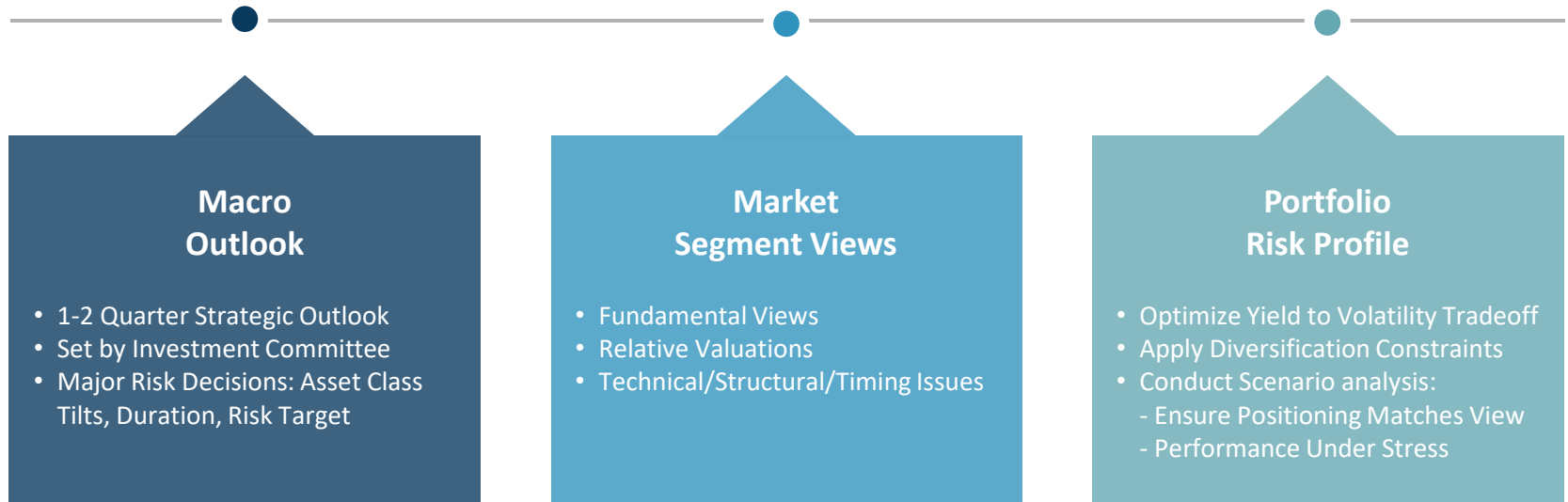
We have a tenured investment team and proven process that enable us to deliver expected results.

### Culture

We are committed to cultivating a culture of service and trust among our clients, our employees, and our community.

\*AUM/AUA as of 3/31/2026. \*\* "Who We Serve" is client type by AUM/AUA.

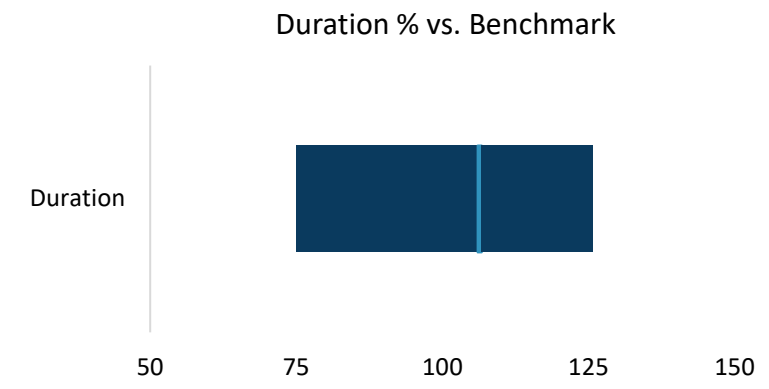
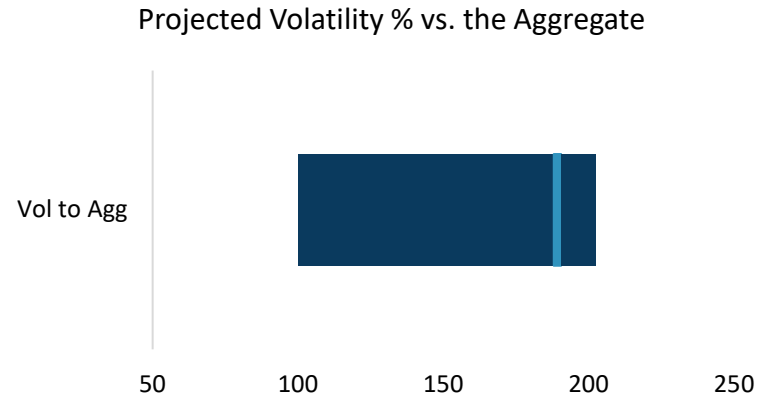
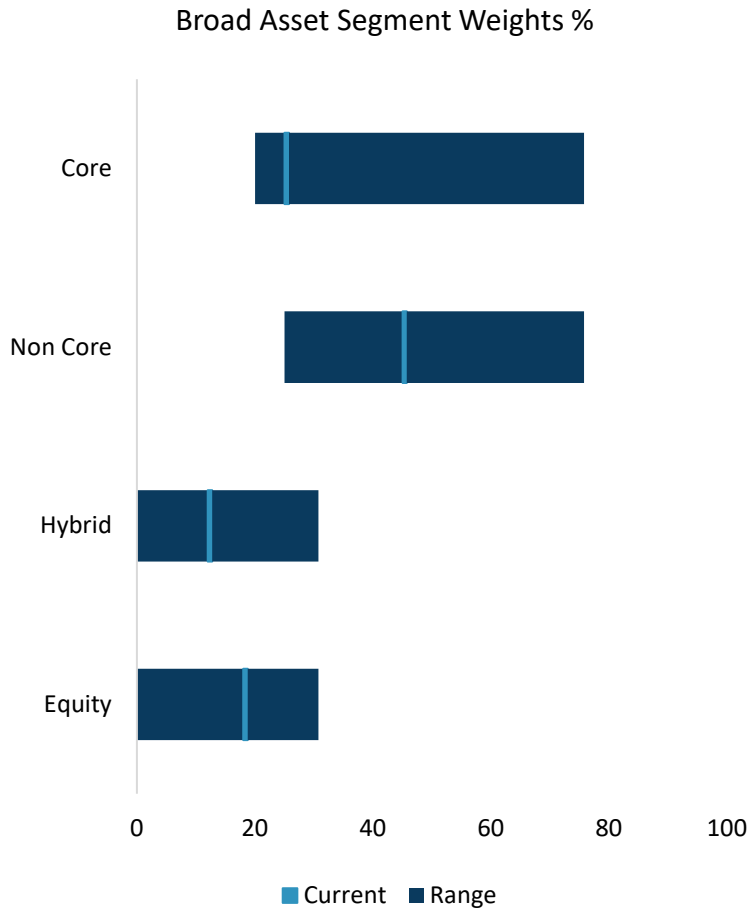
## Portfolio Management Considerations



## Investment Approach



## Macro Views Set Broad Portfolio Risk and Asset Allocation

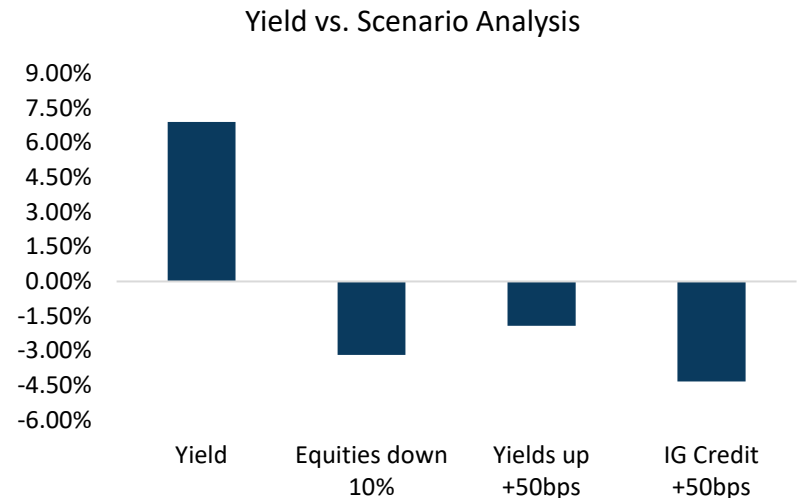
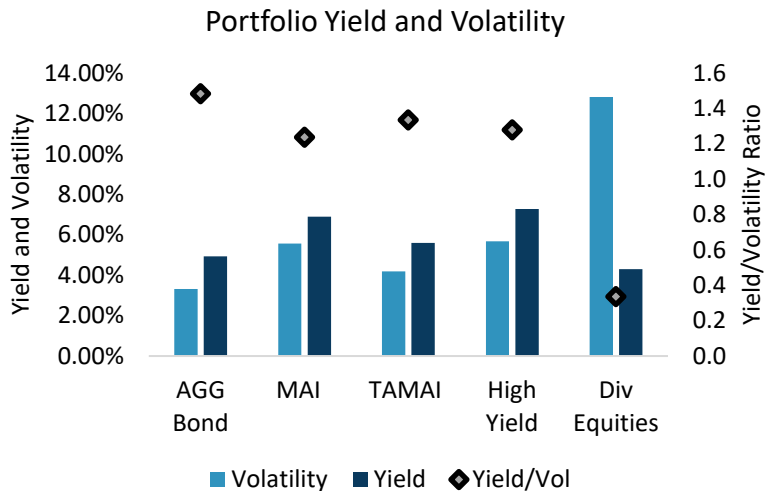
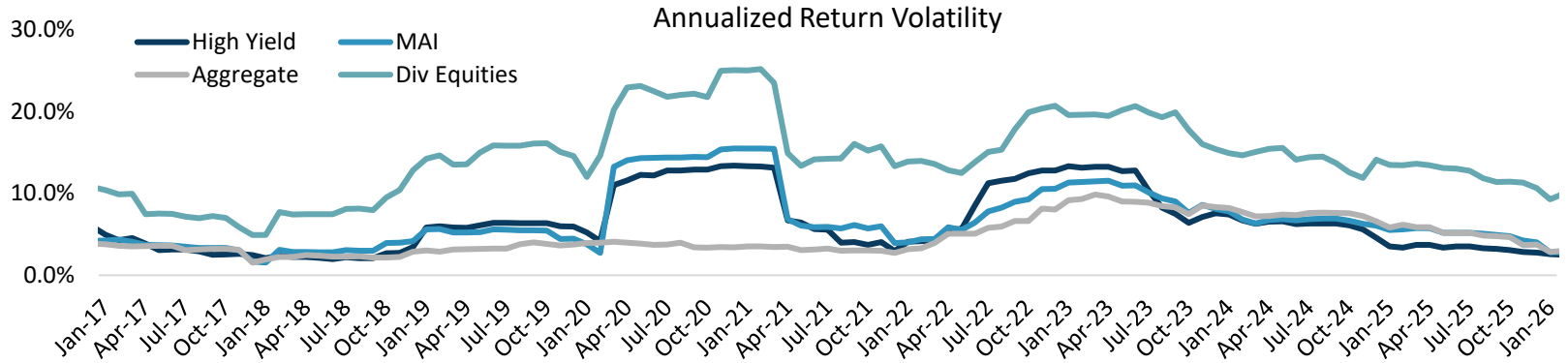


## Market Segment Analysis

Yield and Volatility Landscape



## Portfolio Risk Profile



## Investment Universe

---

**Dividend Equities: 0% - 50%**

*International, US, and EM Dividend Equity*

**Hybrids: 0% - 50%**

*Convertibles, Preferreds, REITs, MLPs*

**Non-Core Fixed Income: 0% - 75%**

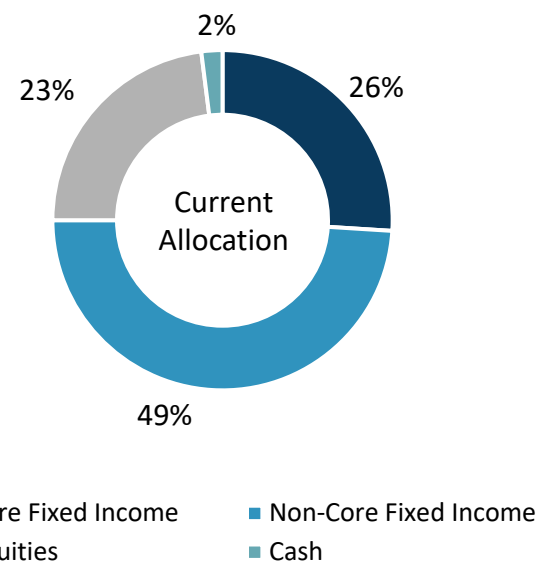
*Agency MBS, Commercial MBS*

**Core Fixed Income: 0% - 75%**

*Treasuries, Corporates, Securitized*

## Portfolio Construction

Allocation	—	Ticker	Weight	Yield*
Core Fixed Income	Government	TLT	6.0%	5.0%
	Multi-Sector	CARY	10.0%	6.0%
	Securitized	JMBS	10.0%	4.9%
Non-Core Fixed Income	Bank Loans	FLBL	3.0%	8.2%
	EM Debt	EMLC	7.0%	6.4%
	High Yield	HYFI	6.0%	7.2%
		USHY	9.0%	7.1%
	Preferred	PSK	7.0%	6.8%
	Securitized	JSI	7.0%	5.0%
Equities	International Developed Equities	ICOW	3.0%	2.3%
		DIVO	5.0%	6.6%
	US Equities	REM	5.0%	9.5%
		SPYD	10.0%	4.4%
Cash	Cash		2.0%	
<b>Portfolio</b>			<b>100%</b>	<b>6.2%</b>



## IMPORTANT DISCLOSURES

This report is for informational purposes only and is not intended as investment advice or an offer or solicitation with respect to the purchase or sale of any security, strategy or investment product. Although the statements of fact, information, charts, analysis and data in this report have been obtained from, and are based upon, sources Sage believes to be reliable, we do not guarantee their accuracy, and the underlying information, data, figures and publicly available information has not been verified or audited for accuracy or completeness by Sage. Additionally, we do not represent that the information, data, analysis and charts are accurate or complete, and as such should not be relied upon as such. All results included in this report constitute Sage's opinions as of the date of this report and are subject to change without notice due to various factors, such as market conditions. No part of this Material may be reproduced in any form, or referred to in any other publication, without our express written permission.

Investors should make their own decisions on investment strategies based on their specific investment objectives and financial circumstances. All investments contain risk and may lose value. Debt or fixed income securities are subject to market risk, credit risk, interest rate risk, call risk, tax risk, political and economic risk, derivatives risk, income risk, and other investment company risk. As interest rates rise, bond prices fall. Credit risk refers to an issuer's ability to make interest payments when due. Below investment grade or high yield debt securities are subject to liquidity risk and heightened credit risk. Foreign investments involve additional risks as noted above. Investing involves substantial risk and high volatility, including possible loss of principal. Bonds and bond funds will decrease in value as interest rates rise. Our Tactical ETF strategy invests in exchange traded funds (ETFs). Investors should consider funds' investment objectives, risks, charges, and expenses carefully before investing. The investment return and principal value of an investment will fluctuate, so that an investor's shares, when redeemed, may be worth more or less than their original cost. ETFs trade like stocks and may trade for less than their net asset value. Different types of investments involve varying degrees of risk, and there can be no assurance that any specific investment will either be suitable or profitable for a client's investment portfolio. Past performance is not a guarantee of future results.

Sage Advisory Services, Ltd. Co. is a registered investment adviser that provides investment management services for a variety of institutions and high net worth individuals. For additional information on Sage and its investment management services, please view our web site at [www.sageadvisory.com](http://www.sageadvisory.com), or refer to our Form ADV, which is available upon request by calling 512.327.5530.

The historical asset allocations and portfolio changes ("Portfolio Changes") are based on model portfolios and actual changes made to specific investment platform and/or client portfolios or model portfolios may vary based on investment guidelines requested by each such investment platform and/or client. There is no assurance, as of the date of publication, that the securities purchased, as a result of the Portfolio Changes, remain in the model portfolios or that securities sold have not been repurchased. Additionally, it is noted that the securities purchased as a result of the Portfolio Changes may not represent the entire model portfolio. It should not be assumed that recommendations made in the future will be profitable or will equal the performance of the model portfolios or the strategies discussed herein. With respect to the model portfolios, a complete list of all recommendations made by Sage over the previous twelve (12) month period will be made available upon request.