

STRATEGY OVERVIEW

The Sage Core Plus Municipal ETF Strategy seeks to provide broad market diversification, excess yield and strong risk-adjusted investment returns relative to the Bloomberg Municipal Bond Index. It is an actively managed strategy that primarily invests in investment grade municipal ETFs for safety of principal and liquidity. To enhance tax-exempt generation the strategy may selectively invest between 0-30% of assets in lower-quality municipal ETFs (also referred to as high-yield debt or junk bonds). The portfolio typically maintains an average maturity between 10-15 years and an average duration within the 4-7 years range.

INVESTMENT PHILOSOPHY

Our focus is on getting the big market segment decisions right. This is based on our belief that an asset allocation's market segments have the most meaningful impact on portfolio performance and risk management. Our top-down investment process includes an evaluation of four key factors: macroeconomic growth, policy, relative valuations, and technical analysis.

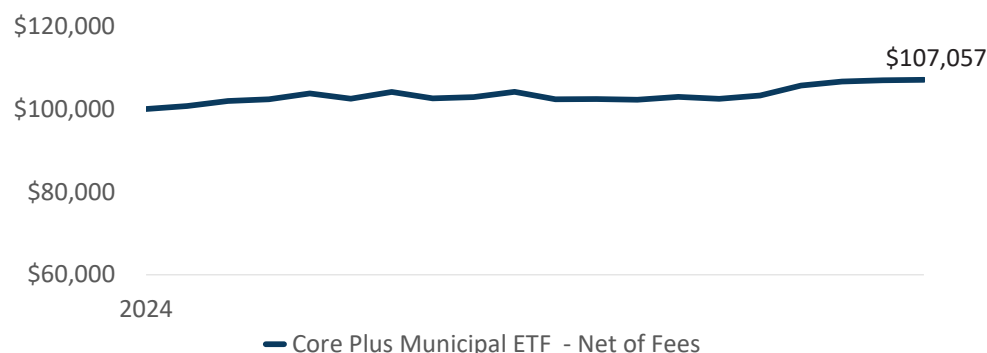
INVESTMENT PROCESS

Investment decisions are made by our investment committee, which formally meets on a bi-monthly basis.

We overweight market segments that appear most favorable given current valuations, fundamentals, and the macroeconomic environment.

This is an ongoing process that monitors market and economic conditions, as well as aggregate portfolio risk.

INVESTMENT GROWTH OF \$100,000

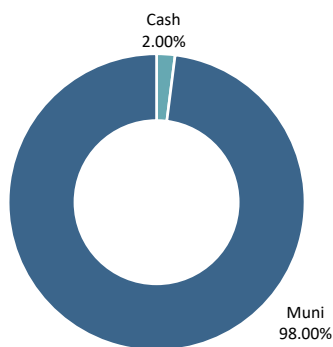


COMPOSITE PERFORMANCE SUMMARY

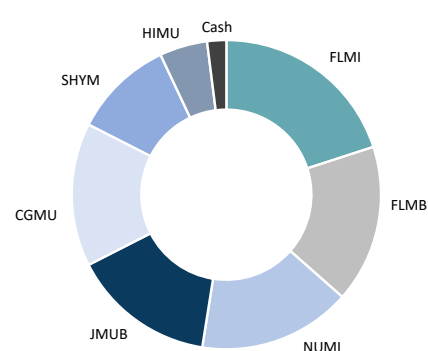
	YTD	1 Yr	5 Yr	10 Yr	Since Inception
Core Plus Municipal ETF Strategy (Gross)	4.77%	4.77%	N/A	N/A	4.83%
Core Plus Municipal ETF Strategy (Net Fee)**	4.36%	4.36%	N/A	N/A	4.41%
Bloomberg Municipal Bond Index*	4.25%	4.25%	N/A	N/A	4.62%

Returns for periods less than one year are not annualized.

ASSET ALLOCATION**



SECTOR ALLOCATION**



CHARACTERISTICS**

	Composite	Benchmark*
Yield	4.40%	3.59%
Effective Maturity	11.99	7.81
Effective Duration	6.68	6.45

*Bloomberg Municipal Bond Index

**This information is presented net of fees and supplemental to the GIPS presentation attached. It is based on underlying composite accounts within the Core Plus Municipal ETF Composite. Sage represents that the holdings, characteristics and risk profile are representative of the strategy/style of the Core Plus Fixed Income Composite.

December 31, 2025

Year	Gross Return (%)	Net Return (%)	Benchmark Return (%)	Number of Portfolios	3 Yr Composite Deviation (%)	3 Yr Benchmark Deviation (%)	Internal Dispersion	Total Composite Assets (\$ millions)	Total Strategy Assets (AUA)* (\$ millions)	Total Firm Assets (AUM) (\$ millions)	Total Firm Assets (AUA)* (\$ millions)
2024*	2.83	2.59	3.02	1	N/A	N/A	N/A	2	N/A	24,912	26,793
2025	4.77	4.36	4.25	1	N/A	N/A	N/A	4	1	28,347	30,206

* Returns for periods less than one year are not annualized.

* Includes Assets under Advisement (AUA) where Sage provides its advisory services in similar strategies and does not have discretionary trading authority. Total firm advisory only assets (\$ millions) are \$1,827 as of 6/30/2024.

Compliance Statement: Sage Advisory Services, Ltd. Co. ("Sage") claims compliance with the Global Investment Performance Standards (GIPS®) and has prepared and presented this report in compliance with the GIPS standards. Sage has been independently verified for the period December 31, 2004 to December 31, 2022 by ACA Performance Services and for the period December 31, 2022 to December 31, 2024 by Ashland Partners & Company, LLP. The verification report is available upon request. A firm that claims compliance with the GIPS standards must establish policies and procedures for complying with all the applicable requirements of the GIPS standards. Verification provides assurance on whether the firm's policies and procedures related to composite and pooled fund maintenance, as well as the calculation, presentation, and distribution of performance, have been designed in compliance with the GIPS standards and have been implemented on a firm-wide basis. Verification does not provide assurance on the accuracy of any specific performance report.

Firm Information: Sage is a registered investment advisor based in Austin, Texas. Sage specializes in Fixed Income, Balanced and Exchange Traded Fund ("ETF") investment management for insurance companies and other financial institutions, Taft-Hartley organizations, endowments, foundations, non-profit institutions, corporations, defined benefit plans, healthcare institutions, family offices and high net worth individuals. Sage does not utilize leverage, futures, or options in any portfolios included in the composites. **A complete list and description of all firm composites is available upon request.**

Composite Characteristics: The Core Plus Municipal ETF Composite (the "Composite") consists of all non-wrap program discretionary, fee-paying, stand-alone accounts that are managed for a full month according to this style. This Composite does include proprietary, fee-paying accounts. The Composite contains accounts investing primarily in investment grade municipal Exchange-Traded Funds (ETFs). The Composite creation and inception date is June 1, 2024. Not every client's account in the Composite will have the identical characteristics. The actual characteristics with respect to any particular client account may vary based on a number of factors, including but not limited to: (i) the size of the account; (ii) the investment restrictions applicable to the account, if any; and (iii) the market conditions at the time of investment.

Composite Fee: The gross investment results for the Composite presented herein represent historical gross performance with no deduction for investment management fees but net of all trading expenses. Net returns are net of all trading expenses and are calculated by deducting 1/12th of the highest management fee on a monthly basis from the monthly gross composite return. The model fee is 0.40%. The fee schedule for the Composite is as follows: 0.40% for the first \$10 million; 0.35% for the next \$15 million; and 0.25% for the balance over \$25 million. Actual fees may vary depending on, among other things, the applicable fee schedule and portfolio size. **Please see Sage's Form ADV Part 2A for a full disclosure of Sage's fee schedules.** The Composite strategy invests in ETFs and an investor in the Composite strategy will indirectly bear the operating expenses of the ETFs in which it invests. As of December 31, 2025, the underlying ETF expense ratio of the Composite was 0.28%.

Composite Benchmark: Sage has reviewed the relevant universe of indices and has determined that the Bloomberg Municipal Bond Index most closely resembles the Composite managed by Sage. The Bloomberg Municipal Bond Index is a rules based, market-value-weighted index engineered for the long-term tax-exempt bond market and represents investment grade tax-exempt securities ranging in all maturities. Taxable municipal bonds and bonds with floating rate notes are excluded from the Index.

Calculation Methodology: All valuations, gross, and net returns are based in U.S. Dollars and are computed using a time-weighted total rate of return. Periodic returns have been geometrically linked and annualized for all time periods longer than one year. Portfolio performance results include, and reflect, as applicable, the reinvestment of all interest, accrued income, cash, cash equivalents, realized and unrealized gains and losses. Policies for valuing investments, calculating performance, and preparing GIPS Reports are available upon request. Internal dispersion is the asset-weighted standard deviation of annual gross returns of those accounts included in the Composite for the entire year. If there are years whereby there are 5 or fewer accounts, the dispersion is N/A. The 3-year ex-post standard deviation measures the variability of the composite gross returns, and the benchmark returns over the preceding 36-month period. The 3-year annualized ex-post standard deviation of this composite and its benchmark are not presented prior to 2014 because 36 monthly returns are not available.

Risk Disclosures: Actual performance results may differ from Composite returns, depending on the size of the account, investment guidelines and/or restrictions, inception date and other factors. **Past performance is not indicative of future returns.** As with any investment vehicle, there is always the potential for gains as well as the possibility of losses. The Composite strategy invests in ETPs such as ETFs and ETNs. Investors should consider ETPs' investment objectives, risks, charges, and expenses carefully before investing. The investment return and principal value of an ETP will fluctuate, so that an investor's shares, when redeemed, may be worth more or less than their original cost. ETPs trade like stocks and may trade for less than their net asset value. Investments in ETNs may be subject to the risk that their value is reduced because of a downgrade in the issuer's credit rating, potentially resulting in default.

GIPS® is a registered trademark of CFA Institute. CFA Institute does not endorse or promote this organization, nor does it warrant the accuracy or quality of the content contained herein.